



# ***Sistemi di raccordi a pressare profilo UNIKO***

---

PRESS FITTING SYSTEMS UNIKO PROFILE

PRESSFITTINGSYSTEME UNIKO-PROFIL

SYSTÈME À SERTIR PROFIL UNIKO

SISTEMA DE ACCESORIOS PARA PRENSAR PERFIL UNIKO

# Il sistema pressfitting - profilo UNIKO

## The UNIKO Profile pressfitting system

Il Pressfitting è un sistema di giunzione tra tubi con raccordi che vengono uniti per mezzo di macchine pressatrici elettromeccaniche. La pressatura deforma permanentemente il raccordo sul tubo realizzando la tenuta meccanica, mentre la guarnizione O-Ring garantisce la tenuta idraulica. Il processo di pressatura garantisce collegamenti di qualità costante, riproducibile e utilizzando un minimo sforzo fisico da parte dell'operatore.



La **nuova gamma con profilo UNIKO** ha il grande vantaggio di poter essere pressata **sia con attrezzature a profilo M che V**. Si tratta di una grande **innovazione brevettata e certificata** dai principali enti certificatori, disponibile sia per acqua che per gas. Gli utilizzatori profilo V e profilo M potranno scegliere la nostra nuova proposta con profilo UNIKO senza dover investire in nuove attrezzature e in nuove competenze.

Il vasto assortimento dei componenti, in acciaio inossidabile e in rame, è disponibile dal  $\varnothing$  12 fino al  $\varnothing$  54 mm compreso.

Pressfitting is a joint system between pipes with fittings that are joined by means of electromechanical pressing machines. The pressing permanently deforms the fitting on the pipe creating the mechanical seal, while the O-Ring seal guarantees the hydraulic seal. The pressing process guarantees connections of constant quality, reproducible and using minimal physical effort on the part of the operator.

The **new range with UNIKO profile** has the great advantage of being able to **be pressed with both M and V profile equipment**. This is a great patented innovation certified by the main certifying bodies, available for both water and gas. Profile V and profile M users will be able to choose our new proposal with UNIKO profile without having to invest in new equipment and new skills.

The wide range of components, in stainless steel and copper, is available from  $\varnothing$  12 up to and including  $\varnothing$  54 mm.



# Le fasi di installazione - profilo UNIKO

## Installation process - UNIKO profile



Attrezzatura per la preparazione del tubo / Tools for the pipe set-up



Macchine e attrezzature per la pressata / Pressing machines and tools



Taglio del tubo / Cutting the pipe to length



Sbavatura del tubo / Deburring the pipe



Controllo O-ring / Checking the sealing ring



Marcatura della profondità d'innesto / Marking the insertion depth



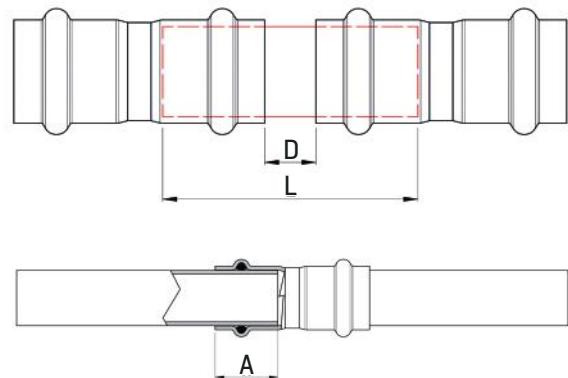
Preparazione della macchina pressatrice / Press machine preparation



Assemblaggio attraverso pressatura / Making the press connection



Controllo della pressatura / Checking the press connection



A = Quota d'innesto  
D = Distanza minima  
L = Lunghezza minima di tubo

A = insertion depth  
D = minimum distance  
L = minimum pipe length tubo

## Profondità d'innesto e distanze minime

Insertion depth and minimum distances

### VIDEO TUTORIAL













Scopri sul nostro canale YouTube, come installare il sistema Pressfitting !

Find out more on our YouTube channel, how to install Pressfitting system !



| Diametro esterno tubi in mm<br>Pipe outside diameter in mm | A<br>mm | D<br>mm | L<br>mm |
|--|---------|---------|---------|
| 12   | 18      | 20      | 56      |
| 15   | 22      | 20      | 64      |
| 18   | 22      | 20      | 64      |
| 22   | 24      | 20      | 68      |
| 28   | 24      | 20      | 68      |
| 35   | 27      | 20      | 74      |
| 42   | 36      | 40      | 112     |
| 54   | 41      | 40      | 122     |

## Certificazioni / Certifications

|   |   |   |                                |              |
|---|---|---|--------------------------------|--------------|
|  |  | PRODUKTE DER WASSERVERSORGUNG   | DW851ICS0283                   | Ø 15 – 54 mm |
|  |  | EDELSTAHLROHR "INOXPRES" - 1.4404   | DV-7301 BM3426 (GW 541)        | Ø 15 – 54 mm |
|  |  | EDELSTAHLROHR "INOXPRES" - 1.4521   | DW-7301 BT0667 (GW 541)        | Ø 15 – 54 mm |
|  |  | TRINKWASSERVERTEILSYSTEME   | 1911-6889                      | Ø 15 – 54 mm |
|  |  | RACCORDI A PRESSARE IN RAME E BRONZO / COPPER AND BRASS FITTINGS<br>PRODOTTI E COMPONENTI UTILIZZATI A CONTATTO CON ACQUA POTABILE<br>PRODUCT AND ELEMENTS IN CONTACT WITH DRINKING WATER | ICIM-CAP-00967I-01             | Ø 15 – 54 mm |
|  |  | INOXPRES UNIKO PRESSFITTING SYSTEM – HYGIENIC CERTIFICATION   | RU.01.PA.02.013.E.000258.03.20 | Ø 15 – 54 mm |


## inoxPRES UNIKO® O-ring EPDM Nero | Black | Schwarz | Noir | Negro



**116/200 6 m****B 30 31****TUBO PER ACQUA POTABILE**

- PIPE FOR POTABLE WATER
- ROHR FÜR TRINKWASSER
- TUBE POUR L'EAU POTABLE
- TUBO PARA EL AGUA POTABLE


**NORM:** EN 10217-7 (DIN 17455) - EN 10312**Mat. Nr.: 1.4404 (AISI 316L) L=6 m****Crudo - Not annealed - Ungeglüht - Non-hypertrempé - Crudo**

| CODE      | Dimensions<br>mm x mm | Ø int<br>mm | L<br>m |  kg/m | Volume<br>l/m | Minimum<br>package<br>m | Bundle<br>m | €/m   |
|-----------|-----------------------|-------------|--------|--|---------------|-------------------------|-------------|-------|
| 116015200 | 15 x 1,0              | 13          | 6      | 0,351  | 0,133         | 60                      | 1014        | 16,39 |
| 116018200 | 18 x 1,0              | 16          | 6      | 0,426  | 0,201         | 60                      | 1014        | 18,64 |
| 116022200 | 22 x 1,2              | 19,6        | 6      | 0,625  | 0,302         | 60                      | 762         | 25,98 |
| 116028200 | 28 x 1,2              | 25,6        | 6      | 0,805  | 0,514         | 30                      | 546         | 32,78 |
| 116035200 | 35 x 1,5              | 32          | 6      | 1,258  | 0,804         | 30                      | 546         | 49,52 |
| 116042200 | 42 x 1,5              | 39          | 6      | 1,521  | 1,194         | 30                      | 366         | 59,16 |
| 116054200 | 54 x 1,5              | 51          | 6      | 1,972  | 2,042         | 30                      | 366         | 76,00 |

**116/300****B 30 31****TUBO PER ACQUA POTABILE**

- PIPE FOR POTABLE WATER
- ROHR FÜR TRINKWASSER
- TUBE POUR L'EAU POTABLE
- TUBO PARA EL AGUA POTABLE

**NORM:** EN 10217-7 (DIN 17455) - EN 10312**Mat. Nr.: 1.4404 (AISI 316L) L=6 m****Ricotto - Annealed - Geglüht - Hypertrempé - Recocido**


| CODE      | Dimensions<br>mm x mm | Ø int<br>mm | L<br>m |  kg/m | Volume<br>l/m | Minimum<br>package<br>m | Bundle<br>m | €/m   |
|-----------|-----------------------|-------------|--------|--|---------------|-------------------------|-------------|-------|
| 116015300 | 15 x 1,0              | 13          | 6      | 0,351  | 0,133         | 60                      | 1014        | 25,00 |
| 116018300 | 18 x 1,0              | 16          | 6      | 0,426  | 0,201         | 60                      | 1014        | 26,87 |
| 116022300 | 22 x 1,2              | 19,6        | 6      | 0,625  | 0,302         | 60                      | 762         | 36,05 |
| 116028300 | 28 x 1,2              | 25,6        | 6      | 0,805  | 0,514         | 30                      | 546         | 44,22 |
| 116035300 | 35 x 1,5              | 32          | 6      | 1,258  | 0,804         | 30                      | 546         | 65,16 |
| 116042300 | 42 x 1,5              | 39          | 6      | 1,521  | 1,194         | 30                      | 366         | 78,13 |
| 116054300 | 54 x 1,5              | 51          | 6      | 1,972  | 2,042         | 30                      | 366         | 99,09 |

**116/030 6 m****B 30 33****TUBO PER ACQUA POTABILE**

- TUBE FOR POTABLE WATER
- ROHR FÜR TRINKWASSER
- TUBE POUR L'EAU POTABLE
- TUBO PARA EL AGUA POTABLE

**NORM:** EN 10217-7 (DIN 17455) - EN 10312

**Mat. Nr.: 1.4521 (AISI 444) L=6 m**  
**Ricotto - Annealed - Geglüht - Hypertrempé - Recocido**

| CODE             | Dimensions<br>mm x mm | Ø int<br>mm | L<br>m | <br>kg/m | Volume<br>l/m | Minimum<br>package<br>m | Bundle<br>m | €/m          |
|------------------|-----------------------|-------------|--------|---|---------------|-------------------------|-------------|--------------|
| <b>116015030</b> | 15 x 1,0              | 13          | 6      | 0,351   | 0,133         | 60                      | 1014        | <b>10,60</b> |
| <b>116018030</b> | 18 x 1,0              | 16          | 6      | 0,426   | 0,201         | 60                      | 1014        | <b>12,19</b> |
| <b>116022030</b> | 22 x 1,2              | 19,6        | 6      | 0,625   | 0,302         | 60                      | 762         | <b>17,57</b> |
| <b>116028030</b> | 28 x 1,2              | 25,6        | 6      | 0,805   | 0,514         | 30                      | 546         | <b>22,60</b> |
| <b>116035030</b> | 35 x 1,5              | 32          | 6      | 1,258   | 0,804         | 30                      | 546         | <b>34,10</b> |
| <b>116042030</b> | 42 x 1,5              | 39          | 6      | 1,521   | 1,194         | 30                      | 366         | <b>41,43</b> |
| <b>116054030</b> | 54 x 1,5              | 51          | 6      | 1,972   | 2,042         | 30                      | 366         | <b>53,14</b> |

**NOTA / NOTE**

Per le specifiche certificazioni delle tubazioni in ogni singolo paese, vedere sito web [raccorderiemetalliche.com](http://raccorderiemetalliche.com)

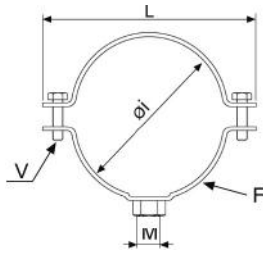
For pipes certification's details of each country, please check our website [raccorderiemetalliche.com](http://raccorderiemetalliche.com)

Die für jedes einzelne Land spezifischen Zertifizierungen der Rohre finden Sie auf die Website [raccorderiemetalliche.com](http://raccorderiemetalliche.com)

Pour toute certification de tubes dans chaque pays, voir le site internet [raccorderiemetalliche.com](http://raccorderiemetalliche.com)

Para conocer las certificaciones específicas de las tuberías en cada país, consulte el sitio web [raccorderiemetalliche.com](http://raccorderiemetalliche.com)





## 156

A 50 50

## COLLARE PER TUBO INOXPRES

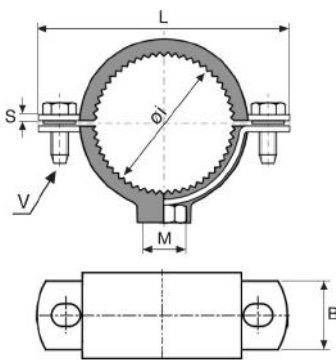
- CLAMP FOR INOXPRES PIPE
- ROHRSCHELLE FÜR INOXPRES ROHR
- COLLIER POUR TUBE INOXPRES
- ABRAZADERA PARA TUBO INOXPRES

**MATERIAL:** AISI 304 - 1.4301

**NOTE:** dado saldato con puntatura elettrica  
spot welded nut

| CODE      | DN<br>mm | M   | F Lg x Sp<br>mm | V<br>mm  | L<br>mm |     |   |     | €    |
|-----------|----------|-----|-----------------|----------|---------|-----|---|-----|------|
| 156015304 | 15       | M 8 | 20 x 2,5        | M 6 x 20 | 48      | 52  | 1 | 50* | 5,67 |
| 156308304 | 18       | M 8 | 20 x 2,5        | M 6 x 20 | 53,5    | 58  | 1 | 50* | 5,67 |
| 156102304 | 22       | M 8 | 20 x 2,5        | M 6 x 20 | 58      | 62  | 1 | 50* | 5,46 |
| 156304304 | 28       | M 8 | 20 x 2,5        | M 6 x 20 | 63,5    | 68  | 1 | 50* | 5,65 |
| 156100304 | 35       | M 8 | 20 x 2,5        | M 6 x 20 | 70      | 76  | 1 | 50* | 6,32 |
| 156114304 | 42       | M 8 | 20 x 2,5        | M 6 x 20 | 79      | 88  | 1 | 50* | 7,00 |
| 156054304 | 54       | M 8 | 20 x 2,5        | M 6 x 25 | 94      | 102 | 1 | 50* | 8,23 |

(\*) unità minima di vendita / minimum selling quantity



Conforme a  
Conform to  
Entsprechend  
Correspondant  
Conforme a la

DIN 4109

## 156/G

A 50 50

## COLLARE GOMMA PER TUBO INOXPRES

- CLAMP WITH RUBBER FOR INOXPRES PIPE
- ROHRSCHELLE MIT GUMMIEINLAGE FÜR INOXPRES ROHR
- COLLIER DE FIXATION GARNITURE ISOPHONIQUE POUR TUBE INOXPRES
- ABRAZADERA ISOFÓNICA PARA TUBO INOXPRES

**MATERIAL:** AISI 304 - 1.4301

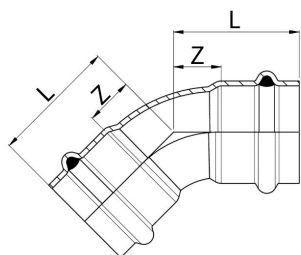
**VULCANIZED RUBBER:**

EPDM [-20°  
C/+120° C]  
durezza/hardness  
55 Shore

**NOTE:** dado saldato con puntatura elettrica  
spot welded nut

| CODE       | DN<br>mm | M   | V<br>mm  | B<br>mm | S<br>mm | L<br>mm |     |   |     | €     |
|------------|----------|-----|----------|---------|---------|---------|-----|---|-----|-------|
| 156150304G | 15       | M 8 | M 6 x 20 | 20      | 2,5     | 58      | 72  | 1 | 50* | 11,53 |
| 156308304G | 18       | M 8 | M 6 x 20 | 20      | 2,5     | 58      | 76  | 1 | 50* | 11,53 |
| 156102304G | 22       | M 8 | M 6 x 20 | 20      | 2,5     | 63,5    | 86  | 1 | 50* | 11,75 |
| 156304304G | 28       | M 8 | M 6 x 20 | 20      | 2,5     | 70      | 94  | 1 | 50* | 12,22 |
| 156100304G | 35       | M 8 | M 6 x 20 | 20      | 2,5     | 79      | 112 | 1 | 50* | 12,95 |
| 156114304G | 42       | M 8 | M 6 x 20 | 20      | 2,5     | 85      | 120 | 1 | 50* | 15,09 |
| 156112304G | 54       | M 8 | M 6 x 25 | 20      | 2,5     | 97      | 142 | 1 | 50* | 16,45 |

(\*) unità minima di vendita / minimum selling quantity



### 181/450 U

B 10 22

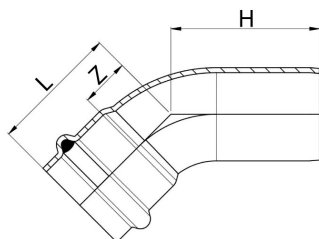
#### CURVA 45° FF

- 45° ELBOW FF
- BOGEN 45° II
- COUDE FF 45°
- CURVA 45° HH

**MATERIAL:** AISI 316L - 1.4404

**O-RING:** EPDM nero - black - Schwarz - noir - negro

| CODE        | De mm | Radius | L mm | Z mm | g   |    |     | €     |
|-------------|-------|--------|------|------|-----|----|-----|-------|
| 181015450CU | 15    | 1,2 De | 29,5 | 7,5  | 42  | 20 | 300 | 15,89 |
| 181018450CU | 18    | 1,2 De | 31,5 | 9,5  | 50  | 20 | 300 | 17,58 |
| 181022450CU | 22    | 1,2 De | 34   | 10   | 67  | 20 | 100 | 20,40 |
| 181028450CU | 28    | 1,2 De | 39   | 15   | 96  | 10 | 100 | 24,55 |
| 181035450U  | 35    | 1,2 De | 47,5 | 19,5 | 140 | 10 | 60  | 27,97 |
| 181042450U  | 42    | 1,2 De | 59   | 23   | 212 | 4  | 32  | 45,29 |
| 181054450U  | 54    | 1,2 De | 69   | 28   | 308 | 2  | 20  | 58,14 |



### 181/451 U

B 10 22

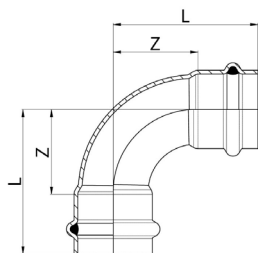
#### CURVA 45° MF

- 45° ELBOW MF
- BOGEN 45° IA
- COUDE MF 45°
- CURVA 45° HM

**MATERIAL:** AISI 316L - 1.4404

**O-RING:** EPDM nero - black - Schwarz - noir - negro

| CODE        | De mm | Radius | L mm | H mm | Z mm | g   |    | €   |       |
|-------------|-------|--------|------|------|------|-----|----|-----|-------|
| 181015451CU | 15    | 1,2 De | 29,5 | 36,5 | 7,5  | 39  | 20 | 300 | 15,89 |
| 181018451CU | 18    | 1,2 De | 31,5 | 38   | 9,5  | 48  | 20 | 300 | 17,00 |
| 181022451CU | 22    | 1,2 De | 34   | 42   | 10   | 65  | 20 | 100 | 19,24 |
| 181028451CU | 28    | 1,2 De | 39   | 45   | 15   | 92  | 10 | 100 | 22,90 |
| 181035451U  | 35    | 1,2 De | 47,5 | 57,5 | 19,5 | 141 | 10 | 60  | 26,06 |
| 181042451U  | 42    | 1,2 De | 59   | 72   | 23   | 213 | 4  | 40  | 43,57 |
| 181054451U  | 54    | 1,2 De | 69   | 78   | 28   | 305 | 2  | 20  | 55,91 |

**181/900 U**

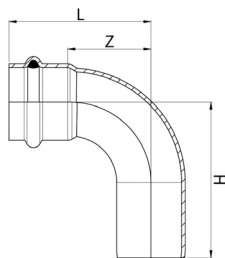
B 10 22

**CURVA 90° FF**

- 90° ELBOW FF
- BOGEN 90° II
- COUDE FF 90°
- CURVA 90° HH

**MATERIAL:** AISI 316L – 1.4404**O-RING:** EPDM nero – black – Schwarz – noir – negro

| CODE        | De mm | Radius | L mm | Z mm | g   |    |     |  | €     |
|-------------|-------|--------|------|------|-----|----|-----|--|-------|
| 181015900CU | 15    | 1,2 De | 40   | 18   | 49  | 20 | 300 |  | 12,11 |
| 181018900CU | 18    | 1,2 De | 42   | 20   | 60  | 20 | 200 |  | 13,87 |
| 181022900CU | 22    | 1,2 De | 49   | 25   | 83  | 10 | 100 |  | 16,78 |
| 181028900CU | 28    | 1,2 De | 58   | 34   | 122 | 10 | 100 |  | 22,26 |
| 181035900U  | 35    | 1,2 De | 72   | 44   | 181 | 5  | 50  |  | 34,80 |
| 181042900U  | 42    | 1,2 De | 88   | 52   | 273 | 2  | 30  |  | 59,72 |
| 181054900U  | 54    | 1,2 De | 107  | 66   | 409 | 2  | 16  |  | 83,32 |

**181/901 U**

B 10 22

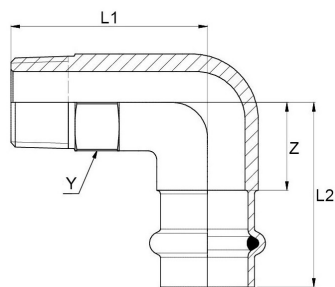
**CURVA 90° MF**

- 90° ELBOW MF
- BOGEN 90° IA
- COUDE MF 90°
- CURVA 90° HM

**MATERIAL:** AISI 316L – 1.4404**O-RING:** EPDM nero – black – Schwarz – noir – negro

| CODE        | De mm | Radius | L mm | H mm | Z mm | g   |    |     | €     |
|-------------|-------|--------|------|------|------|-----|----|-----|-------|
| 181015901CU | 15    | 1,2 De | 40   | 47   | 18   | 47  | 20 | 300 | 12,71 |
| 181018901CU | 18    | 1,2 De | 42   | 50   | 20   | 58  | 20 | 200 | 14,42 |
| 181022901CU | 22    | 1,2 De | 49   | 57   | 25   | 81  | 10 | 100 | 17,32 |
| 181028901CU | 28    | 1,2 De | 58   | 64   | 34   | 118 | 10 | 100 | 21,68 |
| 181035901U  | 35    | 1,2 De | 72   | 82   | 44   | 182 | 5  | 50  | 31,88 |
| 181042901U  | 42    | 1,2 De | 88   | 100  | 52   | 272 | 2  | 30  | 57,84 |
| 181054901U  | 54    | 1,2 De | 107  | 120  | 66   | 414 | 2  | 16  | 83,80 |

B 10 22



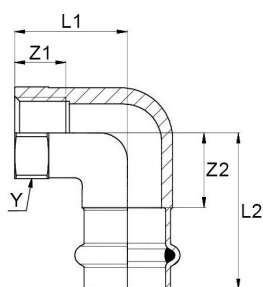
### 197 U

#### GOMITO MISTO 90° FILETTO M

- ELBOW ADAPTER 90° WITH MALE THREAD
- ÜBERGANGSWINKEL 90° AG
- EQUERRE 90° AVEC FILETAGE M
- CODO MACHO

**MATERIAL:** AISI 316L - 1.4404  
**O-RING:** EPDM nero - black - Schwarz - noir - negro  
**THREAD:** EN 10226-1 (ex ISO 7/1)

| CODE       | De x R<br>mm x inch | L1<br>mm | L2<br>mm | Z<br>mm | Y<br>mm | g   |    |     | €     |
|------------|---------------------|----------|----------|---------|---------|-----|----|-----|-------|
| 197102015U | 15 x 1/2"           | 44,5     | 42       | 20      | 22      | 116 | 10 | 150 | 24,72 |
| 197102018U | 18 x 1/2"           | 44,5     | 42       | 20      | 22      | 124 | 10 | 150 | 28,29 |
| 197102022U | 22 x 1/2"           | 44,5     | 44       | 20      | 22      | 137 | 10 | 150 | 32,35 |
| 197304022U | 22 x 3/4"           | 49       | 45       | 21      | 27      | 159 | 10 | 100 | 36,27 |
| 197304028U | 28 x 3/4"           | 49       | 45       | 21      | 27      | 182 | 5  | 50  | 48,35 |
| 197100028U | 28 x 1"             | 52,5     | 49       | 25      | 35      | 279 | 5  | 50  | 48,82 |



### 198 U

#### GOMITO MISTO 90° FILETTO F

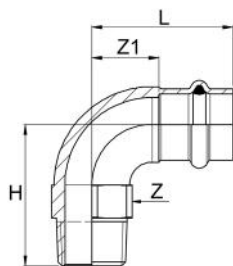
- ELBOW ADAPTER 90° WITH FEMALE THREAD
- ÜBERGANGSWINKEL 90° IG
- EQUERRE 90° AVEC FILETAGE F
- CODO HEMBRA

**MATERIAL:** AISI 316L - 1.4404  
**O-RING:** EPDM nero - black - Schwarz - noir - negro  
**THREAD:** EN 10226-1 (ex ISO 7/1)

| CODE       | De x Rp<br>mm x inch | L1<br>mm | L2<br>mm | Z1<br>mm | Z2<br>mm | Y<br>mm | g   |    | €     |
|------------|----------------------|----------|----------|----------|----------|---------|-----|----|-------|
| 198102015U | 15 x 1/2"            | 33       | 44       | 15       | 22       | 27      | 129 | 10 | 26,09 |
| 198102018U | 18 x 1/2"            | 33       | 44       | 15       | 22       | 27      | 137 | 10 | 29,97 |
| 198102022U | 22 x 1/2"            | 33       | 46       | 15       | 22       | 27      | 148 | 10 | 33,43 |
| 198304022U | 22 x 3/4"            | 38       | 46       | 19       | 22       | 30      | 155 | 10 | 36,59 |
| 198100028U | 28 x 1"              | 48       | 51       | 21       | 27       | 40      | 349 | 5  | 47,73 |




B 10 22

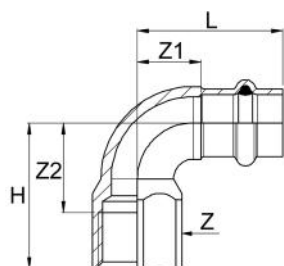
B 10 22

**186/M U****CURVA FILETTATA 90° FILETTO M**

- 90° ELBOW MALE BSP
- BOGEN 90° MIT AG
- COUDE 90° AVEC FILETAGE M
- CODO A 90° MH

**MATERIAL:** AISI 316L - 1.4404**O-RING:** EPDM nero - black - Schwarz - noir - negro**THREAD:** EN 10226-1 (ex ISO 7/1)

| CODE        | De x R<br>mm x inch | L<br>mm | H<br>mm | Z<br>mm | Z1<br>mm |  |  |  | €     |
|-------------|---------------------|---------|---------|---------|----------|---|---|---|-------|
| 186102015CU | 15 x 1/2"           | 39      | 39      | 22      | 17       | 87  | 20  | 300   | 37,11 |
| 186102018CU | 18 x 1/2"           | 42      | 42      | 24      | 20       | 105   | 20  | 200   | 38,90 |
| 186304022CU | 22 x 3/4"           | 47      | 49      | 28      | 24       | 153   | 10  | 100   | 45,47 |
| 186100028CU | 28 x 1"             | 54      | 63      | 36      | 30       | 275   | 10  | 50  | 53,90 |




**186/F U**

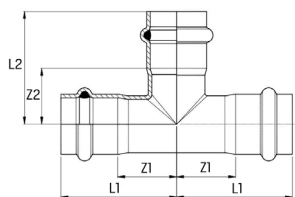
B 10 22

**CURVA FILETTATA 90° FILETTO F**

- 90° ELBOW FEMALE BSP
- BOGEN 90° MIT IG
- COUDE 90° AVEC FILETAGE F
- CODO A 90° HH

**MATERIAL:** AISI 316L - 1.4404**O-RING:** EPDM nero - black - Schwarz - noir - negro**THREAD:** EN 10226-1 (ex ISO 7/1)

| CODE         | De x Rp<br>mm x inch | L<br>mm | H<br>mm | Z<br>mm | Z1<br>mm | Z2<br>mm |  |  |  | €     |
|--------------|----------------------|---------|---------|---------|----------|----------|---|---|---|-------|
| 186102015FCU | 15 x 1/2"            | 39      | 39      | 24      | 17       | 24       | 89  | 20  | 200   | 38,75 |
| 186304018FCU | 18 x 3/4"            | 42      | 48      | 32      | 20       | 29       | 161   | 10  | 100   | 46,21 |

**B 10 22**


## 182 U

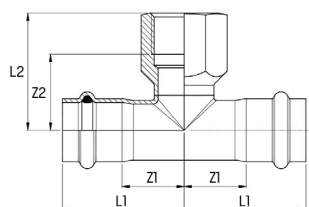
**"T"**

- EQUAL TEE
- T-STÜCK
- TÉ ÉGAL
- TE IGUAL HHH

**MATERIAL:** AISI 316L - 1.4404

**O-RING:** EPDM nero - black - Schwarz - noir - negro

| CODE       | De mm | L1 mm | L2 mm | Z1 mm | Z2 mm | g   | kg | box | €     |
|------------|-------|-------|-------|-------|-------|-----|----|-----|-------|
| 182015000U | 15    | 43    | 41    | 21    | 19    | 81  | 20 | 200 | 21,81 |
| 182018000U | 18    | 45    | 43    | 23    | 21    | 97  | 20 | 100 | 25,10 |
| 182022000U | 22    | 49    | 47,5  | 25    | 23,5  | 128 | 10 | 80  | 26,37 |
| 182028000U | 28    | 52    | 51,5  | 28    | 27,5  | 168 | 5  | 50  | 31,69 |
| 182035000U | 35    | 62    | 58,5  | 34    | 30,5  | 236 | 4  | 32  | 39,54 |
| 182042000U | 42    | 75    | 70,5  | 39    | 34,5  | 352 | 4  | 20  | 55,92 |
| 182054000U | 54    | 89    | 83,5  | 48    | 42,5  | 516 | 2  | 12  | 66,70 |

**B 10 22**


## 189 U

**"T" CON DERIVAZIONE FILETTO F**

- BRANCH TEE FEMALE BSP OUTLET
- T-STÜCK MIT ABGANG IG
- TÉ MIXTE AVEC FILETAGE F
- TE HEMBRA ROSCADA

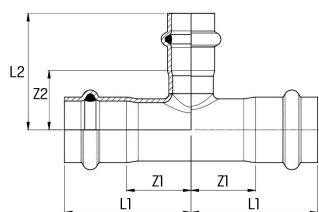
**MATERIAL:** AISI 316L - 1.4404

**O-RING:** EPDM nero - black - Schwarz - noir - negro

**THREAD:** EN 10226-1 (ex ISO 7/1)

| CODE        | De x Rp x De mm x inch x mm | L1 mm | L2 mm | Z1 mm | Z2 mm | g   | kg | box | €     |
|-------------|-----------------------------|-------|-------|-------|-------|-----|----|-----|-------|
| 189102015U* | 15 x 1/2" x 15              | 38,5  | 22,5  | 16,5  | 8,5   | 120 | 20 | 100 | 24,11 |
| 189102018U* | 18 x 1/2" x 18              | 38    | 24    | 16    | 10    | 132 | 20 | 100 | 24,75 |
| 189304018U* | 18 x 3/4" x 18              | 42,5  | 30    | 20,5  | 14    | 173 | 10 | 100 | 30,14 |
| 189102022U* | 22 x 1/2" x 22              | 41    | 26    | 18    | 12    | 164 | 10 | 100 | 26,46 |
| 189304022U* | 22 x 3/4" x 22              | 43,5  | 30    | 20,5  | 14    | 189 | 10 | 100 | 30,19 |
| 189102028U* | 28 x 1/2" x 28              | 42    | 29    | 18    | 15    | 203 | 10 | 50  | 29,10 |
| 189304028U* | 28 x 3/4" x 28              | 45    | 30    | 21    | 14    | 226 | 10 | 50  | 34,59 |
| 189100028U* | 28 x 1" x 28                | 45    | 34    | 21    | 16    | 271 | 5  | 50  | 54,71 |
| 189102035U  | 35 x 1/2" x 35              | 62    | 50    | 34    | 35    | 231 | 5  | 50  | 34,88 |
| 189102042U  | 42 x 1/2" x 42              | 75    | 53,5  | 39    | 38,5  | 319 | 4  | 20  | 42,29 |
| 189102054U  | 54 x 1/2" x 54              | 89    | 61    | 48    | 46    | 448 | 2  | 14  | 51,11 |

(\*) senza saldatura - seamless - nahtlos - sans soudure - sin soldadura

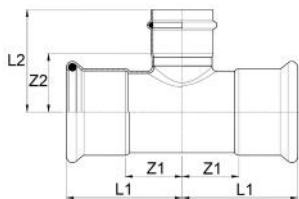
**192 U****“T” RIDOTTO**

- REDUCING TEE
- T-STÜCK MIT REDUZIERTEM ABGANG
- TÉ RÉDUIT
- TE REDUCIDA HHH

**MATERIAL:** AISI 316L - 1.4404**O-RING:** EPDM nero - black - Schwarz - noir - negro

| CODE       | De<br>mm     | L1<br>mm | L2<br>mm | Z1<br>mm | Z2<br>mm | g   |    |     | €     |
|------------|--------------|----------|----------|----------|----------|-----|----|-----|-------|
| 192018015U | 18 x 15 x 18 | 45       | 42,5     | 23       | 20,5     | 94  | 20 | 100 | 21,10 |
| 192022015U | 22 x 15 x 22 | 49       | 45       | 25       | 23       | 116 | 10 | 100 | 22,11 |
| 192022018U | 22 x 18 x 22 | 49       | 45,5     | 25       | 23,5     | 119 | 10 | 100 | 23,25 |
| 192028015U | 28 x 15 x 28 | 52       | 47,5     | 28       | 25,5     | 148 | 10 | 50  | 26,34 |
| 192028018U | 28 x 18 x 28 | 52       | 48       | 28       | 26       | 152 | 10 | 50  | 27,55 |
| 192028022U | 28 x 22 x 28 | 52       | 50       | 28       | 26       | 158 | 10 | 50  | 29,37 |
| 192035015U | 35 x 15 x 35 | 62       | 51       | 34       | 29       | 204 | 5  | 35  | 34,27 |
| 192035018U | 35 x 18 x 35 | 62       | 51,5     | 34       | 29,5     | 207 | 5  | 35  | 34,74 |
| 192035022U | 35 x 22 x 35 | 62       | 53,5     | 34       | 29,5     | 214 | 5  | 35  | 35,86 |
| 192035028U | 35 x 28 x 35 | 62       | 55       | 34       | 31       | 224 | 5  | 35  | 37,29 |
| 192042018U | 42 x 18 x 42 | 75       | 55       | 39       | 33       | 295 | 4  | 20  | 49,61 |
| 192042022U | 42 x 22 x 42 | 75       | 57       | 39       | 33       | 301 | 4  | 20  | 51,36 |
| 192042028U | 42 x 28 x 42 | 75       | 58,5     | 39       | 34,5     | 311 | 4  | 20  | 52,50 |
| 192042035U | 42 x 35 x 42 | 75       | 61       | 39       | 33       | 322 | 4  | 20  | 53,73 |
| 192054022U | 54 x 22 x 54 | 89       | 64,5     | 48       | 40,5     | 431 | 2  | 16  | 56,64 |
| 192054028U | 54 x 28 x 54 | 89       | 66       | 48       | 42       | 440 | 2  | 16  | 58,99 |
| 192054035U | 54 x 35 x 54 | 89       | 68,5     | 48       | 40,5     | 451 | 2  | 16  | 60,15 |
| 192054042U | 54 x 42 x 54 | 89       | 78       | 48       | 42       | 480 | 2  | 16  | 64,47 |

B 10 12



NEW

### 192 M\_U

#### "T" RIDOTTO

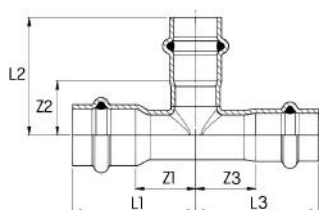
- REDUCING TEE
- T-STÜCK MIT REDUZIERTEM ABGANG
- TÉ RÉDUIT
- TE REDUCIDA HHH

**MATERIAL:** AISI 316L - 1.4404

**O-RING:** EPDM nero - black - Schwarz - noir - negro

| CODE       | De mm            | L1 mm | L2 mm | Z1 mm | Z2 mm |      |   |   | €      |
|------------|------------------|-------|-------|-------|-------|------|---|---|--------|
| 192076022U | 76,1 x 22 x 76,1 | 108   | 76,5  | 53    | 52,5  | 952  | 2 | 2 | 279,72 |
| 192076028U | 76,1 x 28 x 76,1 | 108   | 78    | 53    | 54    | 964  | 2 | 2 | 302,41 |
| 192076035U | 76,1 x 35 x 76,1 | 108   | 80,5  | 53    | 52,5  | 975  | 2 | 2 | 325,14 |
| 192076042U | 76,1 x 42 x 76,1 | 108   | 90    | 53    | 54    | 1004 | 2 | 2 | 350,78 |
| 192076054U | 76,1 x 54 x 76,1 | 108   | 95,5  | 53    | 54,5  | 1034 | 2 | 2 | 373,52 |
| 192088022U | 88,9 x 22 x 88,9 | 132   | 84    | 72    | 60    | 1316 | 2 | 2 | 296,74 |
| 192088028U | 88,9 x 28 x 88,9 | 132   | 85,5  | 72    | 61,5  | 1329 | 2 | 2 | 313,76 |
| 192088035U | 88,9 x 35 x 88,9 | 132   | 88    | 72    | 60    | 1340 | 2 | 2 | 341,96 |
| 192088042U | 88,9 x 42 x 88,9 | 132   | 97,5  | 72    | 61,5  | 1369 | 2 | 2 | 361,13 |
| 192088054U | 88,9 x 54 x 88,9 | 132   | 103   | 72    | 62    | 1398 | 2 | 2 | 382,34 |
| 192108022U | 108 x 22 x 108   | 155   | 93,5  | 80    | 69,5  | 1910 | 2 | 2 | 318,81 |
| 192108028U | 108 x 28 x 108   | 155   | 95    | 80    | 71    | 1922 | 2 | 2 | 333,96 |
| 192108035U | 108 x 35 x 108   | 155   | 97,5  | 80    | 69,5  | 1933 | 2 | 2 | 369,94 |
| 192108042U | 108 x 42 x 108   | 155   | 107   | 80    | 71    | 1962 | 2 | 2 | 382,34 |
| 192108054U | 108 x 54 x 108   | 155   | 112,5 | 80    | 71,5  | 1990 | 2 | 2 | 416,20 |

B 10 22



### 192/L U

#### "T" RIDOTTO

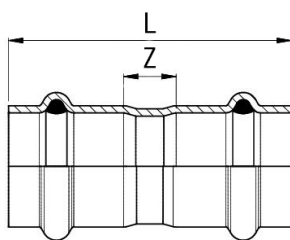
- REDUCING TEE
- T-STÜCK MIT REDUZIERTEM ABGANG
- TÉ RÉDUIT
- TE REDUCIDA HHH

**MATERIAL:** AISI 316L - 1.4404

**O-RING:** EPDM nero - black - Schwarz - noir - negro




| CODE       | De mm        | L1 mm | L2 mm | L3 mm | Z1 mm | Z2 mm | Z3 mm |    |    |     | €     |
|------------|--------------|-------|-------|-------|-------|-------|-------|----|----|-----|-------|
| 192181515U | 18 x 15 x 15 | 43    | 43    | 41    | 21    | 21    | 19    | 85 | 20 | 100 | 24,76 |

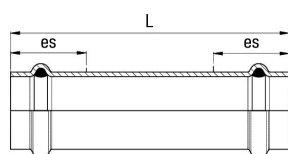


**183/000 U****B 10 22****MANICOTTO**

- COUPLING
- MUFFE
- MANCHON
- MANGUITO HH




**MATERIAL:** AISI 316L - 1.4404**O-RING:** EPDM nero - black - Schwarz - noir - negro

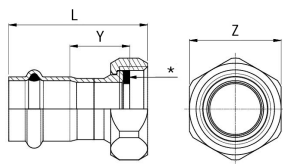
| CODE       | De<br>mm | L<br>mm | Z<br>mm |  |  |  | €     |
|------------|----------|---------|---------|---|---|---|-------|
| 183015000U | 15       | 57      | 13      | 42  | 20  | 400   | 8,20  |
| 183018000U | 18       | 57      | 13      | 49  | 20  | 300   | 9,34  |
| 183022000U | 22       | 59      | 11      | 61  | 20  | 200   | 10,74 |
| 183028000U | 28       | 61      | 13      | 81  | 10  | 150   | 12,26 |
| 183035000U | 35       | 70      | 14      | 111   | 10  | 80  | 15,56 |
| 183042000U | 42       | 84      | 12      | 164   | 4   | 40  | 21,06 |
| 183054000U | 54       | 92      | 10      | 223   | 2   | 24  | 25,55 |

**183/001 U****B 10 22****MANICOTTO PASSANTE**

- SLIP COUPLING
- SCHIEBEMUFFE
- MANCHON LONG
- MANGUITO SIN TOPE

**MATERIAL:** AISI 316L - 1.4404**O-RING:** EPDM nero - black - Schwarz - noir - negro

| CODE       | De<br>mm | L<br>mm | es<br>mm |  |  |  | €     |
|------------|----------|---------|----------|---|---|---|-------|
| 183015001U | 15       | 82      | 25       | 58  | 20  | 200   | 16,23 |
| 183018001U | 18       | 86      | 25       | 71  | 20  | 200   | 16,97 |
| 183022001U | 22       | 92      | 25       | 91  | 20  | 100   | 19,66 |
| 183028001U | 28       | 101     | 30       | 126   | 10  | 80  | 23,02 |
| 183035001U | 35       | 119     | 30       | 179   | 5   | 50  | 29,58 |
| 183042001U | 42       | 135     | 40       | 248   | 4   | 40  | 35,26 |
| 183054001U | 54       | 158     | 45       | 362   | 2   | 20  | 48,67 |

**B 10 22**


## 183/002 U

### MANICOTTO CON DADO FOLLE

- VALVE CONNECTOR
- ANSCHLUSSVERSCHRAUBUNG
- RACCORD ÉCROU LIBRE
- RÁCOR DOS PIEZAS

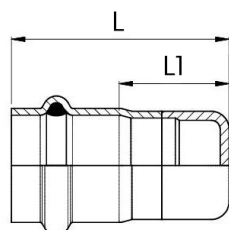
**MATERIAL:** AISI 316L - 1.4404

**O-RING:** EPDM nero - black - Schwarz - noir - negro

**GASKET:** [\*]: EPDM nero - black - Schwarz - noir - negro

**THREAD:** ISO 228/1 (ex DIN 259)

| CODE       | De x G<br>mm x inch | L<br>mm | Z<br>mm | Y<br>mm | Gasket<br>mm    |     |    |     | €     |
|------------|---------------------|---------|---------|---------|-----------------|-----|----|-----|-------|
| 183015012U | 15 x 1/2"           | 50      | 27      | 23      | 18x10 thk 2,5   | 73  | 10 | 250 | 24,03 |
| 183015002U | 15 x 3/4"           | 51,5    | 30      | 23      | 24x14 thk 2,5   | 72  | 10 | 250 | 24,26 |
| 183018012U | 18 x 1/2"           | 50      | 27      | 22,5    | 18x10 thk 2,5   | 77  | 10 | 250 | 26,56 |
| 183018002U | 18 x 3/4"           | 52      | 30      | 23,5    | 24x14 thk 2,5   | 73  | 10 | 250 | 26,59 |
| 183022012U | 22 x 3/4"           | 52,5    | 30      | 22      | 24x14 thk 2,5   | 79  | 10 | 200 | 31,19 |
| 183022002U | 22 x 1"             | 54,5    | 36      | 23,5    | 30x20 thk 2,5   | 98  | 10 | 200 | 31,19 |
| 183028012U | 28 x 1"             | 53,5    | 36      | 22,5    | 30x20 thk 2,5   | 106 | 10 | 150 | 38,71 |
| 183028002U | 28 x 1 1/4"         | 57,5    | 46      | 25      | 39x27 thk 2,5   | 153 | 10 | 120 | 38,71 |
| 183035002U | 35 x 1 1/2"         | 63      | 52      | 27      | 44,5x34 thk 2,5 | 202 | 4  | 60  | 43,93 |
| 183042012U | 42 x 1 3/4"         | 73,5    | 58      | 27,5    | 50,5x40 thk 2,5 | 253 | 2  | 30  | 59,28 |
| 183054012U | 54 x 2 3/8"         | 82,5    | 75      | 28,5    | 65,5x53,5 thk 3 | 420 | 2  | 20  | 79,79 |



## 183/003 U

### TAPPO DI CHIUSURA

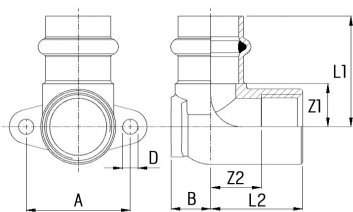
- STOP END
- VERSCHLUSSKAPPE
- BOUCHON D'OBTURATION
- TAPÓN

**MATERIAL:** AISI 316L - 1.4404

**O-RING:** EPDM nero - black - Schwarz - noir - negro




| CODE       | De<br>mm | L<br>mm | L1<br>mm |     |    |     | €     |
|------------|----------|---------|----------|-----|----|-----|-------|
| 183015003U | 15       | 28      | 6        | 23  | 20 | 500 | 11,61 |
| 183018003U | 18       | 28      | 6        | 28  | 20 | 300 | 12,09 |
| 183022003U | 22       | 29      | 6        | 36  | 10 | 200 | 14,02 |
| 183028003U | 28       | 30      | 6        | 49  | 10 | 150 | 19,36 |
| 183035003U | 35       | 52,5    | 26,5     | 95  | 5  | 100 | 22,07 |
| 183042003U | 42       | 62      | 26       | 137 | 4  | 80  | 33,88 |
| 183054003U | 54       | 67,5    | 26,5     | 193 | 4  | 40  | 39,55 |

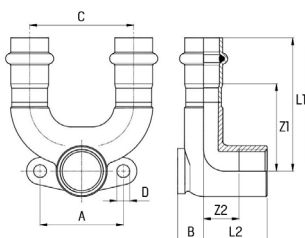
**B 10 22**

**185/000 U****GOMITO MISTO 90° MF**

- WALL PLATE ELBOW 90° MF
- DECKENWINKEL 90° A/I
- EQUERRE 90° MF
- CODO PLACA MH




**MATERIAL:** AISI 316L – 1.4404**O-RING:** EPDM nero – black – Schwarz – noir – negro**THREAD:** EN 10226-1 (ex ISO 7/1)

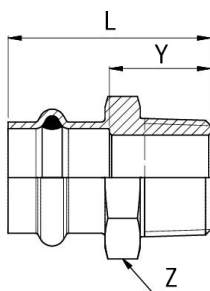
| CODE       | De x Rp<br>mm x inch | L1<br>mm | L2<br>mm | Z1<br>mm | Z2<br>mm | A<br>mm | B<br>mm | D<br>mm |  |  |  | €     |
|------------|----------------------|----------|----------|----------|----------|---------|---------|---------|---|---|---|-------|
| 185102015U | 15 x 1/2"            | 36       | 30       | 14       | 16,5     | 34      | 13      | 5       | 100   | 10  | 150   | 29,37 |
| 185102018U | 18 x 1/2"            | 36       | 30       | 14       | 16,5     | 34      | 13      | 5       | 104   | 10  | 150   | 30,47 |
| 185102022U | 22 x 1/2"            | 40       | 34       | 17       | 20,5     | 40      | 16      | 6       | 140   | 10  | 100   | 45,30 |
| 185304022U | 22 x 3/4"            | 42       | 34       | 19       | 19       | 40      | 17      | 6       | 154   | 10  | 100   | 43,85 |

**185/003 U****RACCORDO TRE VIE CON FLANGIA E DERIVAZIONE FILETTO F**

- CORNER TEE WITH WALL FLANGE
- INOXPRES-DOPPELWANDSCHEIBE
- EQUERRE MURALE AVEC FILETAGE FEMELLE
- RACOR TRES VÍAS CON BRIDA Y ROSCA HEMBRA

**MATERIAL:** AISI 316L – 1.4404**O-RING:** EPDM nero – black – Schwarz – noir – negro**THREAD:** EN 10226-1 (ex ISO 7/1)

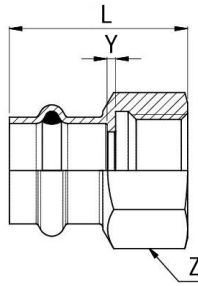
| CODE       | De x Rp x De<br>mm x inch x mm | L1<br>mm | L2<br>mm | Z1<br>mm | Z2<br>mm | A<br>mm | B<br>mm | C<br>mm | D<br>mm |  |  |  | €     |
|------------|--------------------------------|----------|----------|----------|----------|---------|---------|---------|---------|---|---|---|-------|
| 185102315U | 15 x 1/2" x 15                 | 64       | 30,5     | 42       | 17       | 40      | 12,5    | 50      | 6,2     | 183   | 10  | 80  | 64,03 |
| 185102318U | 18 x 1/2" x 18                 | 65,5     | 30       | 43,5     | 16,5     | 40      | 13      | 50      | 6,2     | 202   | 5   | 50  | 66,08 |
| 185102322U | 22 x 1/2" x 22                 | 75,5     | 27       | 51,5     | 13,5     | 40      | 16      | 60      | 6,2     | 267   | 5   | 50  | 73,29 |


**187 U**
**B 10 22**
**MANICOTTO MISTO FILETTO M**

- MALE ADAPTER
- ÜBERGANGSSTÜCK MIT AG
- RACCORD AVEC FILETAGE MALE
- UNIÓN MACHO

**MATERIAL:** AISI 316L - 1.4404  
**O-RING:** EPDM nero - black - Schwarz - noir - negro  
**THREAD:** EN 10226-1 (ex ISO 7/1)

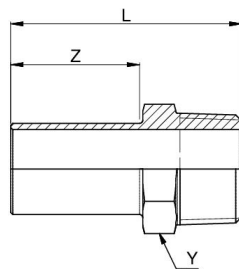
| CODE       | De x R<br>mm x inch | L<br>mm | Z<br>mm | Y<br>mm | g   |    |     | €     |
|------------|---------------------|---------|---------|---------|-----|----|-----|-------|
| 187102015U | 15 x 1/2"           | 42      | 24      | 21      | 60  | 20 | 300 | 20,81 |
| 187304015U | 15 x 3/4"           | 45      | 30      | 24      | 111 | 20 | 200 | 21,12 |
| 187102018U | 18 x 1/2"           | 42      | 27      | 21      | 62  | 20 | 300 | 22,63 |
| 187304018U | 18 x 3/4"           | 45      | 30      | 24      | 102 | 20 | 200 | 23,62 |
| 187102022U | 22 x 1/2"           | 46      | 32      | 24      | 97  | 10 | 200 | 24,60 |
| 187304022U | 22 x 3/4"           | 46      | 32      | 24      | 94  | 10 | 200 | 25,48 |
| 187100022U | 22 x 1"             | 49      | 36      | 27      | 164 | 10 | 100 | 30,30 |
| 187304028U | 28 x 3/4"           | 48      | 38      | 25      | 126 | 10 | 100 | 34,70 |
| 187100028U | 28 x 1"             | 50      | 38      | 27      | 138 | 10 | 100 | 39,79 |
| 187114028U | 28 x 1 1/4"         | 54      | 46      | 31      | 276 | 10 | 60  | 45,94 |
| 187100035U | 35 x 1"             | 54      | 45      | 27      | 182 | 5  | 100 | 41,93 |
| 187114035U | 35 x 1 1/4"         | 58      | 46      | 31      | 214 | 5  | 50  | 48,73 |
| 187112035U | 35 x 1 1/2"         | 58      | 50      | 31      | 311 | 4  | 60  | 57,44 |
| 187114042U | 42 x 1 1/4"         | 65      | 54      | 31      | 279 | 4  | 40  | 65,27 |
| 187112042U | 42 x 1 1/2"         | 65      | 54      | 31      | 276 | 4  | 40  | 70,78 |
| 187112054U | 54 x 1 1/2"         | 73      | 67      | 34      | 460 | 4  | 32  | 82,15 |
| 187200054U | 54 x 2"             | 78      | 67      | 39      | 449 | 4  | 32  | 88,01 |

**190 U****B 10 22****MANICOTTO MISTO FILETTO F**

- FEMALE ADAPTER
- ÜBERGANGSSTÜCK MIT IG
- RACCORD AVEC FILETAGE FEMELLE
- UNIÓN HEMBRA

**MATERIAL:** AISI 316L - 1.4404**O-RING:** EPDM nero - black - Schwarz - noir - negro**THREAD:** EN 10226-1 (ex ISO 7/1)

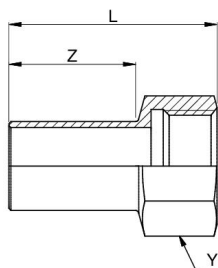
| CODE       | De x Rp<br>mm x inch | L<br>mm | Z<br>mm | Y<br>mm | g   | g  | g   | €      |
|------------|----------------------|---------|---------|---------|-----|----|-----|--------|
| 190102015U | 15 x 1/2"            | 40      | 27      | 2       | 69  | 20 | 240 | 22,41  |
| 190304015U | 15 x 3/4"            | 41      | 32      | 2       | 84  | 20 | 240 | 23,36  |
| 190102018U | 18 x 1/2"            | 40      | 27      | 2       | 72  | 20 | 240 | 23,63  |
| 190304018U | 18 x 3/4"            | 41      | 32      | 2       | 86  | 10 | 200 | 24,74  |
| 190102022U | 22 x 1/2"            | 40      | 32      | 2       | 106 | 20 | 200 | 25,09  |
| 190304022U | 22 x 3/4"            | 42      | 32      | 2       | 88  | 10 | 150 | 29,40  |
| 190100022U | 22 x 1"              | 46      | 41      | 2       | 162 | 10 | 100 | 34,75  |
| 190304028U | 28 x 3/4"            | 42      | 38      | 2       | 135 | 10 | 100 | 33,70  |
| 190100028U | 28 x 1"              | 47      | 41      | 2       | 163 | 10 | 100 | 46,16  |
| 190114028U | 28 x 1"1/4           | 49      | 46      | 2       | 169 | 10 | 100 | 51,23  |
| 190100035U | 35 x 1"              | 51      | 46      | 2       | 230 | 5  | 80  | 44,38  |
| 190114035U | 35 x 1"1/4           | 54      | 46      | 2       | 180 | 5  | 50  | 50,37  |
| 190114042U | 42 x 1"1/4           | 60      | 55      | 2       | 334 | 4  | 40  | 56,94  |
| 190112042U | 42 x 1"1/2           | 60      | 55      | 2       | 275 | 4  | 40  | 78,54  |
| 190112054U | 54 x 1"1/2           | 63      | 67      | 1       | 491 | 4  | 32  | 85,51  |
| 190200054U | 54 x 2"              | 70      | 67      | 2       | 418 | 4  | 20  | 116,95 |

**269/M****B 10 11****MANICOTTO CON INSERIMENTO FILETTO M**

- MALE REDUCTION SOCKET
- ÜBERGANG AUSSENGEWINDE MIT EINSCHUBENDE
- MANCHON DE RÉDUCTION FILETÉ
- ADAPTADOR MACHO

**MATERIAL:** AISI 316L - 1.4404**THREAD:** EN 10226-1 (ex ISO 7/1)

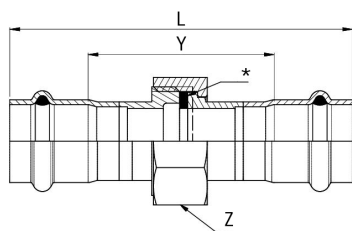
| CODE      | De x R<br>mm x inch | L<br>mm | Z<br>mm | Y<br>mm | g   | g  | g   | €     |
|-----------|---------------------|---------|---------|---------|-----|----|-----|-------|
| 269102115 | 15 x 1/2"           | 52      | 31      | 22      | 55  | 20 | 300 | 19,33 |
| 269102118 | 18 x 1/2"           | 52      | 31      | 22      | 50  | 20 | 300 | 21,14 |
| 269304118 | 18 x 3/4"           | 55      | 31      | 27      | 95  | 20 | 200 | 20,93 |
| 269102122 | 22 x 1/2"           | 55      | 32      | 27      | 69  | 10 | 200 | 22,71 |
| 269304122 | 22 x 3/4"           | 56      | 32      | 27      | 80  | 10 | 200 | 23,80 |
| 269304128 | 28 x 3/4"           | 61      | 37      | 30      | 97  | 10 | 150 | 29,89 |
| 269100128 | 28 x 1"             | 64      | 37      | 38      | 145 | 10 | 100 | 32,64 |
| 269114135 | 35 x 1"1/4          | 72      | 41      | 45      | 238 | 4  | 40  | 35,11 |
| 269112142 | 42 x 1"1/2          | 91      | 55      | 55      | 292 | 4  | 40  | 40,74 |
| 269200154 | 54 x 2"             | 127     | 83      | 65      | 463 | 4  | 20  | 68,16 |


**269/F**
**B 10 11**
**MANICOTTO CON INSERIMENTO FILETTO F**

- FEMALE REDUCTION SOCKET
- ÜBERGANG INNENGEWINDE MIT EINSCHUBENDE
- MANCHON DE RÉDUCTION AVEC TARAUDAGE
- ADAPTADOR HEMBRA

**MATERIAL:** AISI 316L – 1.4404  
**THREAD:** EN 10226-1 (ex ISO 7/1)

| CODE      | De x Rp<br>mm x inch | L<br>mm | Z<br>mm | Y<br>mm | g   | g  | Box | €     |
|-----------|----------------------|---------|---------|---------|-----|----|-----|-------|
| 269102015 | 15 x 1/2"            | 52      | 31      | 24      | 55  | 20 | 300 | 21,09 |
| 269102018 | 18 x 1/2"            | 52      | 31      | 24      | 56  | 20 | 200 | 22,19 |
| 269304018 | 18 x 3/4"            | 51      | 31      | 30      | 57  | 20 | 200 | 23,06 |
| 269102022 | 22 x 1/2"            | 52      | 32      | 24      | 65  | 10 | 200 | 23,42 |
| 269304022 | 22 x 3/4"            | 52      | 32      | 30      | 70  | 10 | 200 | 27,69 |
| 269304028 | 28 x 3/4"            | 57      | 37      | 30      | 76  | 10 | 150 | 29,89 |
| 269100028 | 28 x 1"              | 57      | 35      | 36      | 104 | 10 | 100 | 44,82 |
| 269114035 | 35 x 1 1/4"          | 70      | 45      | 46      | 182 | 5  | 50  | 62,85 |
| 269112042 | 42 x 1 1/2"          | 118     | 78      | 55      | 280 | 4  | 40  | 69,29 |
| 269200054 | 54 x 2"              | 135     | 83      | 70      | 340 | 2  | 10  | 94,99 |

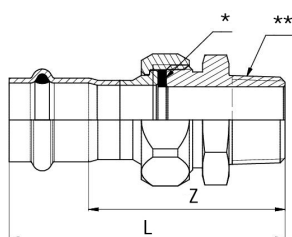

**184/001 U**
**B 10 22**
**BOCCHETTONE SEDE PIANA**

- FLAT FACED UNION
- DURCHGANGSVerschraubung MIT  
PRESSENDEN FLACHDICHTEND
- ÉLÉMENT DE TRANSITION FILTÉ PLAT AVEC  
MANCHONS DES 2 CÔTES
- RÁCOR 3 PIEZAS PLANO

**MATERIAL:** AISI 316L – 1.4404  
**O-RING:** EPDM nero - black - Schwarz - noir - negro  
**GASKET:** [\*]: EPDM nero - black - Schwarz - noir - negro

| CODE       | De<br>mm | L<br>mm | Y<br>mm | Z<br>mm | Gasket<br>mm    | g    | g  | Box | €      |
|------------|----------|---------|---------|---------|-----------------|------|----|-----|--------|
| 184015001U | 15       | 100     | 56      | 34      | 24x14 thk 2,5   | 162  | 10 | 100 | 46,00  |
| 184018001U | 18       | 101     | 57      | 39      | 30x20 thk 2,5   | 207  | 10 | 100 | 54,46  |
| 184022001U | 22       | 105     | 57      | 39      | 30x20 thk 2,5   | 219  | 10 | 80  | 61,07  |
| 184028001U | 28       | 120     | 72      | 58      | 47,5x37 thk 2,5 | 498  | 5  | 30  | 79,28  |
| 184035001U | 35       | 127,5   | 71,5    | 67      | 56x42 thk 2,5   | 661  | 4  | 20  | 100,06 |
| 184042001U | 42       | 152     | 80      | 77      | 66x56 thk 2,5   | 875  | 2  | 20  | 124,02 |
| 184054001U | 54       | 165,5   | 83,5    | 90      | 79,5x69 thk 2,5 | 1250 | 2  | 10  | 234,36 |

B 10 22

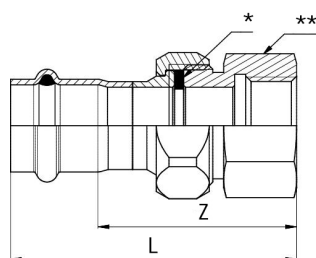
**184/002 U****BOCCHETTONE SEDE PIANA FILETTO M**

- STRAIGHT MALE UNION CONNECTOR
- DURCHGANGSVERSCHRAUBUNG MIT AUSSENGEWINDE
- RACCORD UNION FILETÉ
- RÁCOR 3 PIEZAS ROSCADO MACHO

**MATERIAL:** AISI 316L – 1.4404**FITTING:** [\*\*]: ottone - brass - Messing - laiton - latón**O-RING:** EPDM nero - black - Schwarz - noir - negro**GASKET:** [\*]: EPDM nero - black - Schwarz - noir - negro**THREAD:** EN 10226-1 [ex ISO 7/1]

| CODE       | De x R<br>mm x inch | L<br>mm | Z<br>mm | Gasket<br>mm    | g    |   |     | €      |
|------------|---------------------|---------|---------|-----------------|------|---|-----|--------|
| 184015002U | 15 x 1/2"           | 78,5    | 56,5    | 24x14 thk 2,5   | 150  | 2 | 120 | 41,07  |
| 184018002U | 18 x 1/2"           | 79      | 57      | 24x14 thk 2,5   | 150  | 2 | 120 | 46,76  |
| 184022002U | 22 x 3/4"           | 83,5    | 59,5    | 30x20 thk 2,5   | 221  | 2 | 80  | 48,15  |
| 184028002U | 28 x 1"             | 91,5    | 67,5    | 39x27 thk 2,5   | 391  | 2 | 50  | 82,11  |
| 184035002U | 35 x 1 1/4"         | 101     | 73      | 44,5x34 thk 2,5 | 582  | 2 | 30  | 104,78 |
| 184042002U | 42 x 1 1/2"         | 110,5   | 74,5    | 50,5x40 thk 2,5 | 629  | 2 | 30  | 120,34 |
| 184054002U | 54 x 2"             | 123     | 82      | 65,5x53,5 thk 3 | 1182 | 2 | 16  | 206,68 |

B 10 22

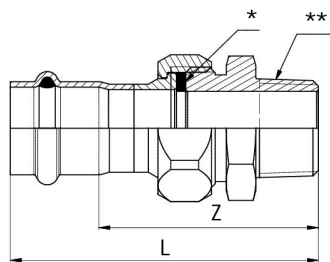
**184/003 U****BOCCHETTONE SEDE PIANA FILETTO F**

- STRAIGHT FEMALE UNION CONNECTOR
- DURCHGANGSVERSCHRAUBUNG MIT INNENGEWINDE
- RACCORD UNION TARAUDÉ
- RÁCOR 3 PIEZAS HEMBRA

**MATERIAL:** AISI 316L – 1.4404**FITTING:** [\*\*]: ottone - brass - Messing - laiton - latón**O-RING:** EPDM nero - black - Schwarz - noir - negro**GASKET:** [\*]: EPDM nero - black - Schwarz - noir - negro**THREAD:** EN 10226-1 [ex ISO 7/1]

| CODE       | De x Rp<br>mm x inch | L<br>mm | Z<br>mm | Gasket<br>mm    | g    |   |     | €      |
|------------|----------------------|---------|---------|-----------------|------|---|-----|--------|
| 184015003U | 15 x 1/2"            | 73      | 51      | 24x14 thk 2,5   | 155  | 2 | 120 | 41,07  |
| 184018003U | 18 x 1/2"            | 73,5    | 51,5    | 24x14 thk 2,5   | 155  | 2 | 120 | 49,50  |
| 184022003U | 22 x 3/4"            | 78,5    | 54,5    | 30x20 thk 2,5   | 229  | 2 | 80  | 53,81  |
| 184028003U | 28 x 1"              | 84      | 60      | 39x27 thk 2,5   | 438  | 2 | 40  | 70,82  |
| 184035003U | 35 x 1 1/4"          | 93      | 65      | 44,5x34 thk 2,5 | 538  | 2 | 30  | 87,80  |
| 184042003U | 42 x 1 1/2"          | 102,5   | 66,5    | 50,5x40 thk 2,5 | 597  | 2 | 30  | 109,09 |
| 184054003U | 54 x 2"              | 121     | 80      | 65,5x53,5 thk 3 | 1192 | 2 | 16  | 208,09 |

B 10 22



## 184/002 INOX U

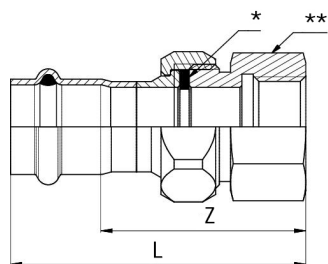
### BOCCHETTONE SEDE PIANA FILETTO M

- STRAIGHT MALE UNION CONNECTOR
- DURCHGANGSVERSCHRAUBUNG MIT AUSSENGEWINDE
- RACCORD UNION FILETÉ
- RÁCOR 3 PIEZAS ROSCADO MACHO

**MATERIAL:** AISI 316L - 1.4404  
**FITTING:** [\*\*]: AISI 316L - 1.4404  
**O-RING:** EPDM nero - black - Schwarz - noir - negro  
**GASKET:** [\*]: EPDM nero - black - Schwarz - noir - negro  
**THREAD:** EN 10226-1 [ex ISO 7/1]

| CODE        | De x R<br>mm x inch | L<br>mm | Z<br>mm | Gasket<br>mm    | g   |   |     | €      |
|-------------|---------------------|---------|---------|-----------------|-----|---|-----|--------|
| 184015002IU | 15 x 1/2"           | 78,5    | 56,5    | 24x14 thk 2,5   | 145 | 2 | 120 | 51,34  |
| 184018002IU | 18 x 1/2"           | 79      | 57      | 24x14 thk 2,5   | 146 | 2 | 120 | 58,44  |
| 184022002IU | 22 x 3/4"           | 83,5    | 59,5    | 30x20 thk 2,5   | 214 | 2 | 80  | 61,67  |
| 184028002IU | 28 x 1"             | 91,5    | 67,5    | 39x27 thk 2,5   | 377 | 2 | 50  | 102,66 |
| 184035002IU | 35 x 1 1/4"         | 101     | 73      | 44,5x34 thk 2,5 | 559 | 2 | 30  | 130,98 |
| 184042002IU | 42 x 1 1/2"         | 110,5   | 74,5    | 44,5x34 thk 2,5 | 558 | 2 | 30  | 138,40 |
| 184054002IU | 54 x 2"             | 123     | 82      | 56x42 thk 2,5   | 890 | 2 | 16  | 237,73 |

B 10 22



## 184/003 INOX U

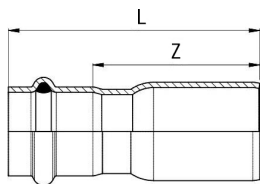
### BOCCHETTONE SEDE PIANA FILETTO F

- STRAIGHT FEMALE UNION CONNECTOR
- DURCHGANGSVERSCHRAUBUNG MIT INNENGEWINDE
- RACCORD UNION TARAUDÉ
- RÁCOR 3 PIEZAS HEMBRA

**MATERIAL:** AISI 316L - 1.4404  
**FITTING:** [\*\*]: AISI 316L - 1.4404  
**O-RING:** EPDM nero - black - Schwarz - noir - negro  
**GASKET:** [\*]: EPDM nero - black - Schwarz - noir - negro  
**THREAD:** EN 10226-1 [ex ISO 7/1]

| CODE        | De x Rp<br>mm x inch | L<br>mm | Z<br>mm | Gasket<br>mm    | g   |   |     | €      |
|-------------|----------------------|---------|---------|-----------------|-----|---|-----|--------|
| 184015003IU | 15 x 1/2"            | 73      | 51      | 24x14 thk 2,5   | 150 | 2 | 120 | 51,34  |
| 184018003IU | 18 x 1/2"            | 73,5    | 51,5    | 24x14 thk 2,5   | 151 | 2 | 120 | 61,88  |
| 184022003IU | 22 x 3/4"            | 78,5    | 54,5    | 30x20 thk 2,5   | 221 | 2 | 80  | 68,28  |
| 184028003IU | 28 x 1"              | 84      | 60      | 39x27 thk 2,5   | 422 | 2 | 40  | 88,48  |
| 184035003IU | 35 x 1 1/4"          | 93      | 65      | 44,5x34 thk 2,5 | 519 | 2 | 30  | 109,76 |
| 184042003IU | 42 x 1 1/2"          | 102,5   | 66,5    | 44,5x34 thk 2,5 | 504 | 2 | 30  | 125,44 |
| 184054003IU | 54 x 2"              | 121     | 80      | 56x42 thk 2,5   | 921 | 2 | 16  | 239,36 |



**191 U**

≤54 B 10 22

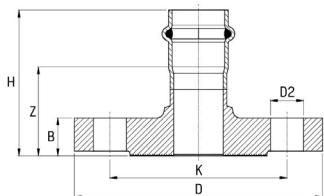
76÷108 B 10 12

**RIDUZIONE MF**

- REDUCER
- REDUZIERSTÜCK
- REDUCTION
- REDUCCIÓN MH

**MATERIAL:** AISI 316L - 1.4404**O-RING:** EPDM nero - black - Schwarz - noir - negro

| CODE        | De<br>mm  | L<br>mm | Z<br>mm |      |    |     | €      |
|-------------|-----------|---------|---------|------|----|-----|--------|
| 191018015U  | 18 x 15   | 62,5    | 40,5    | 42   | 20 | 300 | 9,50   |
| 191022015U  | 22 x 15   | 78      | 56      | 58   | 20 | 300 | 10,41  |
| 191022018U  | 22 x 18   | 68,5    | 46,5    | 55   | 20 | 300 | 10,75  |
| 191028015U  | 28 x 15   | 78,5    | 56,5    | 66   | 20 | 200 | 13,48  |
| 191028018U  | 28 x 18   | 75      | 53      | 69   | 20 | 200 | 12,57  |
| 191028022U  | 28 x 22   | 71,5    | 47,5    | 71   | 20 | 200 | 12,53  |
| 191035015U  | 35 x 15   | 89      | 67      | 103  | 10 | 100 | 46,13  |
| 191035018U  | 35 x 18   | 89      | 67      | 95   | 10 | 100 | 46,69  |
| 191035022U  | 35 x 22   | 85,5    | 61,5    | 98   | 10 | 100 | 39,29  |
| 191035028U  | 35 x 28   | 79,5    | 55,5    | 101  | 10 | 80  | 30,42  |
| 191042022U  | 42 x 22   | 109,5   | 85,5    | 143  | 4  | 80  | 49,55  |
| 191042028U  | 42 x 28   | 103     | 79      | 148  | 4  | 80  | 50,65  |
| 191042035U  | 42 x 35   | 95      | 67      | 147  | 4  | 40  | 33,00  |
| 191054028U  | 54 x 28   | 110     | 86      | 183  | 4  | 40  | 58,07  |
| 191054035U  | 54 x 35   | 113,5   | 85,5    | 204  | 4  | 40  | 72,32  |
| 191054042U  | 54 x 42   | 111     | 75      | 217  | 4  | 32  | 35,16  |
| 191076042U* | 76,1 x 42 | 155     | 119     | 1004 | 4  | 4   | 101,92 |
| 191076054U* | 76,1 x 54 | 164     | 123     | 1034 | 4  | 4   | 104,17 |
| 191088054U* | 88,9 x 54 | 184     | 146     | 1398 | 4  | 4   | 113,32 |
| 191108054U* | 108 x 54  | 190     | 149     | 1990 | 2  | 2   | 122,13 |

**193/000 U**

B 10 22

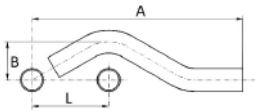
**MANICOTTO FLANGIATO**

- ADAPTOR FLANGE
- ÜBERGANGSFLANSCH
- BRIDE DE RACCORDEMENT
- BRIDA ADAPTADOR

**MATERIAL:** AISI 316L - 1.4404**O-RING:** EPDM nero - black - Schwarz - noir - negro**PN 16**

| CODE       | De<br>mm | DN flg | H<br>mm | Z<br>mm | B<br>mm | D<br>mm | D2<br>mm | Holes Nr. | K<br>mm |      |   |    | €      |
|------------|----------|--------|---------|---------|---------|---------|----------|-----------|---------|------|---|----|--------|
| 193022000U | 22       | 20     | 61,5    | 37,5    | 16      | 105     | 14       | 4         | 75      | 946  | 2 | 14 | 111,32 |
| 193028000U | 28       | 25     | 63      | 39      | 16      | 115     | 14       | 4         | 85      | 1140 | 2 | 10 | 136,09 |
| 193035000U | 35       | 32     | 65,5    | 37,5    | 16      | 140     | 18       | 4         | 100     | 1642 | 2 | 6  | 192,13 |
| 193042000U | 42       | 40     | 75      | 39      | 16      | 150     | 18       | 4         | 110     | 1814 | 2 | 6  | 225,33 |
| 193054000U | 54       | 50     | 82,5    | 41,5    | 18      | 165     | 18       | 4         | 125     | 2467 | 2 | 4  | 277,90 |

B 10 11






179













“S” DI SCAVALCAMENTO MM

- PIPE BRIDGE
- SPRUNGBOGEN
- “S” DE CHEVAUCHEMENT MALE
- “S” DE SUPERPOSICIÓN MM

MATERIAL: AISI 316L – 1.4404

| CODE      | De<br>mm | L<br>mm | A<br>mm | B<br>mm |  |  |  | €     |
|-----------|----------|---------|---------|---------|---|---|---|-------|
| 179015000 | 15       | 57      | 158     | 30      | 54  | 10  | 150   | 18,28 |
| 179018000 | 18       | 60      | 166     | 31      | 74  | 10  | 100   | 19,03 |
| 179022000 | 22       | 65      | 179     | 33      | 116   | 10  | 100   | 21,30 |
| 179028000 | 28       | 73      | 206     | 36      | 192   | 10  | 50  | 25,84 |

## Certificazioni / Certifications

|   |   |   |                        |              |
|---|---|---|------------------------|--------------|
|  |  | PRODUKTE DER WASSERVERSORGUNG   | DW-8511DL0519          | Ø 12 – 54 mm |
|  |  | RACCORDI A PRESSARE IN RAME E BRONZO / COPPER AND BRASS FITTINGS<br>PRODOTTI E COMPONENTI UTILIZZATI A CONTATTO CON ACQUA POTABILE<br>PRODUCT AND ELEMENTS IN CONTACT WITH DRINKING WATER | ICIM-CAP-009671-01     | Ø 12 – 54 mm |
|  |  | SSYSTÉM TRUBEK A LISOVACÍCH TVAROVEK Z MĚDI<br>PIPES AND PRESS FITTINGS SYSTEMS MADE OF COPPER  | 202/C5/2023/B-00510-23 | Ø 12 – 54 mm |
|  |  | SYSTÈME DE CANALISATIONS MÉTALLIQUES  | 79-2330_V1             | Ø 12 – 54 mm |
|  |  | ATTESTATION DE CONFORMITE SANITAIRE – SYSTÈME AESPRES UNIKO   | 23 ACC LY 158          | Ø 12 – 54 mm |
|  |  | STISLJIVI SPOJNI ELEMENTI ZA STROJNE INSTALACIJE  | C2572/23               | Ø 12 – 54 mm |

## Campi di applicazione / Fields of application

# AES PRES UNIKO®



Acqua potabile  
Potable water



Riscaldamento  
Heating



Raffrescamento  
Cooling



Solare termico con  
O-Ring FKM  
Solar thermal  
with FKM O-Ring



Aria compressa  
Compressed Air



Antincendio  
Fire protection systems

AES PRES UNIKO® O-ring EPDM

Nero | Black | Schwarz | Noir | Negro



SCOPRI  
LA GAMMA

AES PRES UNIKO®  
DISCOVER  
THE RANGE



FOCUS ON

**TUBO RAME PER AESPRES UNIKO - AESPRES UNIKO GAS  
AESPRES UNIKO - AESPRES UNIKO GAS COPPER PIPING**

Le tubazioni per impianti acqua e gas in rame, devono essere rispondenti alla norma UNI EN 1057:2010.

Rame e leghe di rame - Tubi rotondi di rame senza saldatura per acqua e gas nelle applicazioni sanitarie e di riscaldamento.

*Piping for copper water and gas installation should comply with the standard EN 1057:2010, "Copper and copper alloys - Round tubes in copper without welding for water and gas in health-care and heating applications".*

**TABELLA 4: CARATTERISTICHE DEI TUBI DI RAME - EN 1057**

| Classe di resistenza | Resistance class | Stato di fornitura              | Delivery condition          | ∅ (mm)                           |
|----------------------|------------------|---------------------------------|-----------------------------|----------------------------------|
| R220                 |                  | Ricotto - Rotoli                | Annealed - Roll             | 12 ÷ 22                          |
| R250                 |                  | Semiduro - Barre                | Semi-hard - Bar             | 12 ÷ 28                          |
| R290                 |                  | Duro - Barre                    | Hard - Bar                  | 12 ÷ 54                          |
| Classe di resistenza | Resistance class | Resistenza minima alla trazione | Minimum traction resistance | Allungamento minimo alla rottura |
|                      |                  | Rm (MPa)                        |                             | Minimum breaking elongation (%)  |
| R220                 |                  | 220                             |                             | 40                               |
| R250                 |                  | 250                             |                             | 20                               |
| R290                 |                  | 290                             |                             | 3                                |

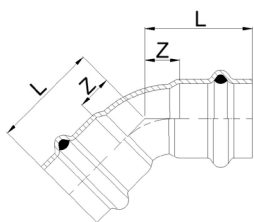
Le dimensioni dei tubi utilizzabili con i sistemi a pressare **Aespres UNIKO** e **Aespres UNIKO GAS** sono esposte nella tabella sottostante.

*Tube sizes to be used with Aespres UNIKO and Aespres UNIKO GAS press fittings are included in the annexed table.*

**DIMENSIONI DEI TUBI DI RAME - EN 1057 / DVGW GW 392  
AESPRES PIPES DIMENSIONS AND CHARACTERISTICS - EN 1057 / DVGW GW 392**




| ∅ esterno x sp.<br>∅ external x thx.<br>mm | DN | ∅ interno<br>∅ internal<br>mm | Massa<br>Mass<br>kg/m | Contenuto d'acqua<br>Water volume<br>l/m | Stato di fornitura<br>Supplied condition<br>aesPRES UNIKO | Stato di fornitura<br>Supplied condition<br>aesPRES UNIKO GAS |
|--|----|-------------------------------|-----------------------|--|---|---|
| 12 x 1                                     | 10 | 10                            | 0,309                 | 0,079                                    | Rotolo 25/50 m<br>(R 220)                                 | --  |
| 15 x 1                                     | 12 | 13                            | 0,393                 | 0,133                                    | o   |   |
| 18 x 1                                     | 15 | 16                            | 0,477                 | 0,201                                    | Barra 5 m   |   |
| 22 x 1                                     | 20 | 20                            | 0,589                 | 0,314                                    | (R 250 - R 290)   |   |
| 28 x 1,5                                   | 25 | 25                            | 1,115                 | 0,491                                    | Barra 5 m<br>(R 250 - R 290)                              | Barra 5 m<br>(R290)   |
| 35 x 1,5                                   | 32 | 32                            | 1,410                 | 0,804                                    |   |   |
| 42 x 1,5                                   | 40 | 39                            | 1,704                 | 1,194                                    | Barra 5 m<br>(R 290)                                      |   |
| 54 x 2                                     | 50 | 50                            | 2,918                 | 1,963                                    |   |   |

B 70 77

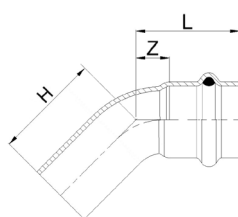
**681/450 U****CURVA 45° FF**

- 45° ELBOW FF
- BOGEN 45° II
- COUDE FF 45°
- CURVA 45° HH

**MATERIAL:** Cu-DHP99,9 - CW024A**O-RING:** EPDM nero - black - Schwarz - noir - negro

| CODE       | De<br>mm | L<br>mm | Z<br>mm |  |  |  | €     |
|------------|----------|---------|---------|---|---|---|-------|
| 681012450U | 12       | 24,5    | 6       | 29  | 10*   | 400   | 7,04  |
| 681015450U | 15       | 29      | 7       | 40  | 10*   | 300   | 7,04  |
| 681018450U | 18       | 30,5    | 8,5     | 49  | 10*   | 300   | 7,38  |
| 681022450U | 22       | 34      | 10      | 70  | 10*   | 100   | 9,15  |
| 681028450U | 28       | 36      | 12      | 93  | 5*  | 100   | 28,79 |
| 681035450U | 35       | 41      | 15      | 132   | 5*  | 60  | 41,43 |
| 681042450U | 42       | 53      | 17      | 211   | 2*  | 40  | 67,30 |
| 681054450U | 54       | 62      | 21      | 305   | 2*  | 20  | 94,24 |




[\*] unità minima di vendita / minimum selling quantity

**681/451 U****CURVA 45° MF**

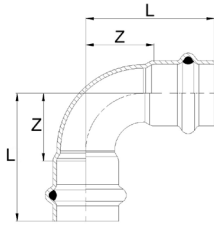
- 45° ELBOW MF
- BOGEN 45° IA
- COUDE MF 45°
- CURVA 45° HM

**MATERIAL:** Cu-DHP99,9 - CW024A**O-RING:** EPDM nero - black - Schwarz - noir - negro

B 70 77

| CODE       | De<br>mm | L<br>mm | H<br>mm | Z<br>mm |  |  |  | €     |
|------------|----------|---------|---------|---------|---|---|---|-------|
| 681012451U | 12       | 24,5    | 31      | 6       | 27  | 10*   | 400   | 5,71  |
| 681015451U | 15       | 29      | 31      | 7       | 35  | 10*   | 300   | 5,82  |
| 681018451U | 18       | 30,5    | 32,5    | 8,5     | 44  | 10*   | 300   | 7,52  |
| 681022451U | 22       | 34      | 35      | 10      | 63  | 10*   | 100   | 8,41  |
| 681028451U | 28       | 36      | 45      | 12      | 88  | 5*  | 100   | 28,52 |
| 681035451U | 35       | 41      | 45,5    | 15      | 127   | 5*  | 60  | 39,95 |
| 681042451U | 42       | 53      | 63,5    | 17      | 208   | 2*  | 40  | 62,66 |
| 681054451U | 54       | 62      | 73,5    | 21      | 306   | 2*  | 20  | 92,99 |

[\*] unità minima di vendita / minimum selling quantity



## 681/900 U

B 70 77

### CURVA 90° FF

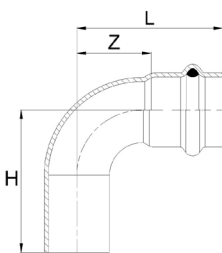
- 90° ELBOW FF
- BOGEN 90° II
- COUDE FF 90°
- CURVA 90° HH

**MATERIAL:** Cu-DHP99,9 - CW024A

**O-RING:** EPDM nero - black - Schwarz - noir - negro

| CODE       | De mm | L mm | Z mm | g   |     |     | €      |
|------------|-------|------|------|-----|-----|-----|--------|
| 681012900U | 12    | 33   | 14,5 | 34  | 10* | 400 | 6,46   |
| 681015900U | 15    | 38   | 16   | 46  | 10* | 300 | 6,46   |
| 681018900U | 18    | 40   | 18   | 56  | 10* | 200 | 8,41   |
| 681022900U | 22    | 49   | 26   | 87  | 10* | 100 | 10,55  |
| 681028900U | 28    | 55   | 31   | 122 | 5*  | 50  | 22,07  |
| 681035900U | 35    | 61   | 35   | 169 | 5*  | 50  | 44,02  |
| 681042900U | 42    | 78   | 42   | 267 | 2*  | 30  | 83,91  |
| 681054900U | 54    | 95   | 54   | 401 | 2*  | 16  | 113,36 |

(\* ) unità minima di vendita / minimum selling quantity



## 681/901 U

B 70 77

### CURVA 90° MF

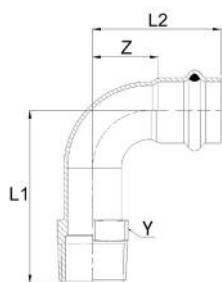
- 90° ELBOW MF
- BOGEN 90° IA
- COUDE MF 90°
- CURVA 90° HM

**MATERIAL:** Cu-DHP99,9 - CW024A

**O-RING:** EPDM nero - black - Schwarz - noir - negro

| CODE       | De mm | L mm | H mm | Z mm | g   |     | €      |
|------------|-------|------|------|------|-----|-----|--------|
| 681012901U | 12    | 33   | 43,5 | 14,5 | 33  | 10* | 6,02   |
| 681015901U | 15    | 38   | 40   | 16   | 41  | 10* | 6,02   |
| 681018901U | 18    | 40   | 43   | 18   | 52  | 10* | 8,27   |
| 681022901U | 22    | 49   | 48   | 26   | 79  | 10* | 10,76  |
| 681028901U | 28    | 55   | 57   | 31   | 114 | 5*  | 24,18  |
| 681035901U | 35    | 61   | 66   | 35   | 164 | 5*  | 43,44  |
| 681042901U | 42    | 78   | 88   | 42   | 264 | 2*  | 85,79  |
| 681054901U | 54    | 95   | 108  | 54   | 400 | 2*  | 114,72 |

(\* ) unità minima di vendita / minimum selling quantity



## 697 U

B 70 77

## CURVA FILETTATA 90° FILETTO M

- 90° ELBOW MALE BSP
- BOGEN 90° MIT AG
- COUDE 90° AVEC FILETAGE M
- CODO A 90° MH

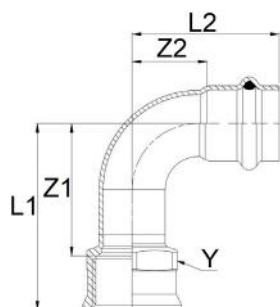
**MATERIAL:** Cu-DHP99,9 - CW024A

**O-RING:** EPDM nero - black - Schwarz - noir - negro

**THREAD:** EN 10226-1 (ex ISO 7/1)

| CODE       | De x R<br>mm x inch | L1<br>mm | L2<br>mm | Z<br>mm | Y<br>mm | g   |     |     | €      |
|------------|---------------------|----------|----------|---------|---------|-----|-----|-----|--------|
| 697308012U | 12 x 3/8"           | 39       | 33       | 14,5    | 17      | 43  | 10* | 150 | 31,60  |
| 697102012U | 12 x 1/2"           | 42       | 33       | 14,5    | 21,5    | 63  | 10* | 150 | 31,77  |
| 697308015U | 15 x 3/8"           | 47       | 38       | 16      | 19      | 55  | 10* | 150 | 47,25  |
| 697102015U | 15 x 1/2"           | 52       | 38       | 16      | 21,5    | 75  | 10* | 150 | 31,77  |
| 697102018U | 18 x 1/2"           | 55       | 40       | 18      | 21,5    | 83  | 10* | 150 | 50,39  |
| 697304018U | 18 x 3/4"           | 57       | 40       | 18      | 27      | 102 | 10* | 100 | 49,25  |
| 697304022U | 22 x 3/4"           | 66       | 49       | 26      | 27      | 125 | 10* | 100 | 51,28  |
| 697100028U | 28 x 1"             | 77       | 55       | 31      | 34      | 196 | 5*  | 50  | 76,70  |
| 697114035U | 35 x 1 1/4"         | 91       | 61       | 35      | 43      | 301 | 5*  | 40  | 101,96 |
| 697112042U | 42 x 1 1/2"         | 99       | 78       | 42      | 50      | 408 | 2*  | 30  | 139,19 |
| 697200054U | 54 x 2"             | 116      | 95       | 54      | 65      | 650 | 2*  | 20  | 196,95 |

(\*) unità minima di vendita / minimum selling quantity



## 698 U

B 70 77

## CURVA FILETTATA 90° FILETTO F

- 90° ELBOW FEMALE BSP
- BOGEN 90° MIT IG
- COUDE 90° AVEC FILETAGE F
- CODO A 90° HH

**MATERIAL:** Cu-DHP99,9 - CW024A

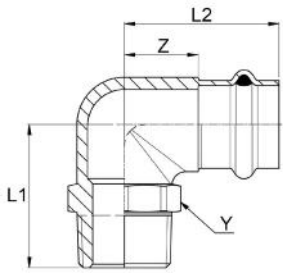
**O-RING:** EPDM nero - black - Schwarz - noir - negro

**THREAD:** EN 10226-1 (ex ISO 7/1)

| CODE       | De x Rp<br>mm x inch | L1<br>mm | L2<br>mm | Z1<br>mm | Z2<br>mm | Y<br>mm | g   |     | €   |        |
|------------|----------------------|----------|----------|----------|----------|---------|-----|-----|-----|--------|
| 698308012U | 12 x 3/8"            | 38       | 33       | 25       | 14,5     | 19,5    | 46  | 10* | 100 | 19,60  |
| 698102012U | 12 x 1/2"            | 40       | 33       | 24       | 14,5     | 19,5    | 61  | 10* | 100 | 19,60  |
| 698308015U | 15 x 3/8"            | 44       | 38       | 32       | 16       | 21,5    | 62  | 10* | 100 | 46,00  |
| 698102015U | 15 x 1/2"            | 50       | 38       | 34       | 16       | 24      | 74  | 10* | 100 | 19,60  |
| 698304015U | 15 x 3/4"            | 51       | 38       | 34       | 16       | 30      | 96  | 10* | 100 | 45,20  |
| 698102018U | 18 x 1/2"            | 53       | 40       | 37       | 18       | 24      | 82  | 10* | 100 | 44,01  |
| 698304018U | 18 x 3/4"            | 54       | 40       | 37       | 18       | 30      | 103 | 10* | 100 | 48,86  |
| 698102022U | 22 x 1/2"            | 59       | 49       | 43       | 26       | 27      | 124 | 10* | 100 | 52,59  |
| 698304022U | 22 x 3/4"            | 63       | 49       | 46       | 26       | 30      | 130 | 10* | 100 | 31,01  |
| 698100022U | 22 x 1"              | 67       | 49       | 47       | 26       | 37,5    | 173 | 10* | 50  | 49,25  |
| 698304028U | 28 x 3/4"            | 67       | 55       | 50       | 31       | 34      | 184 | 5*  | 50  | 55,15  |
| 698100028U | 28 x 1"              | 72       | 55       | 52       | 31       | 37,5    | 195 | 5*  | 50  | 56,52  |
| 698114035U | 35 x 1 1/4"          | 88       | 61       | 66       | 35       | 46      | 288 | 5*  | 40  | 93,11  |
| 698112042U | 42 x 1 1/2"          | 94       | 78       | 72       | 42       | 53      | 403 | 2*  | 20  | 120,08 |
| 698200054U | 54 x 2"              | 110      | 95       | 84       | 54       | 65      | 588 | 2*  | 10  | 190,62 |

(\*) unità minima di vendita / minimum selling quantity

B 70 77



NEW

### 697/B U

#### GOMITO MISTO 90° FILETTO M

- ELBOW ADAPTER 90° WITH MALE THREAD
- ÜBERGANGSWINKEL 90° AG
- EQUERRE 90° AVEC FILETAGE M
- CODO MACHO

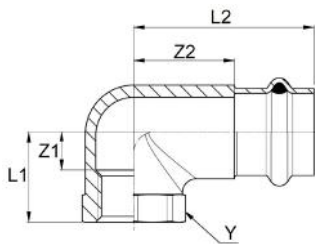
**MATERIAL:** CuZn21Si3P - CW724R

**O-RING:** EPDM nero - black - Schwarz - noir - negro

**THREAD:** EN 10226-1 (ex ISO 7/1)

| CODE        | De x R<br>mm x inch | L1<br>mm | L2<br>mm | Z<br>mm | Y<br>mm |      |     |     | €      |
|-------------|---------------------|----------|----------|---------|---------|------|-----|-----|--------|
| 697308012BU | 12 x 3/8"           | 31       | 31       | 12,5    | 20      | 68   | 10* | 200 | 30,02  |
| 697102012BU | 12 x 1/2"           | 37       | 37       | 18,5    | 24      | 106  | 10* | 150 | 30,18  |
| 697308015BU | 15 x 3/8"           | 35       | 40       | 18      | 22      | 95   | 10* | 150 | 44,88  |
| 697102015BU | 15 x 1/2"           | 35       | 39       | 17      | 24      | 106  | 10* | 150 | 30,18  |
| 697102018BU | 18 x 1/2"           | 42       | 42       | 20      | 24      | 130  | 10* | 120 | 47,87  |
| 697304018BU | 18 x 3/4"           | 41       | 46       | 24      | 30      | 163  | 10* | 100 | 46,79  |
| 697304022BU | 22 x 3/4"           | 41       | 44       | 21      | 30      | 182  | 10* | 80  | 48,71  |
| 697100028BU | 28 x 1"             | 58       | 58       | 34      | 36      | 378  | 5*  | 50  | 72,86  |
| 697114035BU | 35 x 1 1/4"         | 58       | 58       | 32      | 45      | 465  | 5*  | 40  | 96,86  |
| 697112042BU | 42 x 1 1/2"         | 65       | 65       | 29      | 50      | 582  | 2*  | 24  | 132,23 |
| 697200054BU | 54 x 2"             | 80       | 83       | 42      | 65      | 1173 | 2*  | 16  | 187,11 |

(\*) unità minima di vendita / minimum selling quantity



NEW

### 698/B U

#### GOMITO MISTO 90° FILETTO F

- ELBOW ADAPTER 90° WITH FEMALE THREAD
- ÜBERGANGSWINKEL 90° IG
- EQUERRE 90° AVEC FILETAGE F
- CODO HEMBRA

**MATERIAL:** CuZn21Si3P - CW724R

**O-RING:** EPDM nero - black - Schwarz - noir - negro

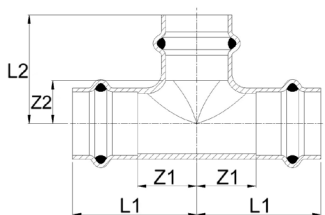
**THREAD:** EN 10226-1 (ex ISO 7/1)

| CODE        | De x Rp<br>mm x inch | L1<br>mm | L2<br>mm | Z1<br>mm | Z2<br>mm | Y<br>mm |      |     |     | €      |
|-------------|----------------------|----------|----------|----------|----------|---------|------|-----|-----|--------|
| 698308012BU | 12 x 3/8"            | 17       | 38       | 12       | 19,5     | 24      | 71   | 10* | 200 | 18,62  |
| 698102012BU | 12 x 1/2"            | 20       | 40       | 14       | 21,5     | 28      | 93   | 10* | 150 | 18,62  |
| 698308015BU | 15 x 3/8"            | 19       | 46       | 12       | 24       | 24      | 92   | 10* | 150 | 43,70  |
| 698102015BU | 15 x 1/2"            | 22       | 44       | 15       | 22       | 28      | 108  | 10* | 150 | 18,62  |
| 698304015BU | 15 x 3/4"            | 25       | 50       | 18       | 28       | 34      | 149  | 10* | 100 | 42,94  |
| 698102018BU | 18 x 1/2"            | 22       | 46       | 14       | 24       | 28      | 117  | 10* | 150 | 41,81  |
| 698304018BU | 18 x 3/4"            | 24       | 50       | 18       | 28       | 34      | 154  | 10* | 100 | 46,42  |
| 698102022BU | 22 x 1/2"            | 26       | 52       | 15       | 29       | 28      | 159  | 10* | 100 | 49,96  |
| 698304022BU | 22 x 3/4"            | 27       | 52       | 18       | 29       | 34      | 187  | 10* | 100 | 29,46  |
| 698100022BU | 22 x 1"              | 29       | 59       | 20       | 36       | 43      | 280  | 10* | 50  | 46,79  |
| 698304028BU | 28 x 3/4"            | 27       | 58       | 17       | 34       | 34      | 224  | 5*  | 50  | 52,39  |
| 698100028BU | 28 x 1"              | 33       | 59       | 20       | 35       | 43      | 321  | 5*  | 50  | 53,69  |
| 698114035BU | 35 x 1 1/4"          | 39       | 66       | 24       | 40       | 52      | 492  | 5*  | 40  | 88,45  |
| 698112042BU | 42 x 1 1/2"          | 43       | 77       | 24       | 41       | 57      | 596  | 2*  | 30  | 114,08 |
| 698200054BU | 54 x 2"              | 55       | 97       | 30       | 56       | 72      | 1192 | 2*  | 16  | 181,09 |

(\*) unità minima di vendita / minimum selling quantity



B 70 77

**682 U**

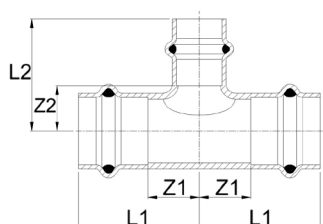
"T"

- EQUAL TEE
- T-STÜCK
- TÉ ÉGAL
- TE IGUAL HHH

**MATERIAL:** Cu-DHP99,9 - CW024A**O-RING:** EPDM nero - black - Schwarz - noir - negro

| CODE       | De mm | L1 mm | L2 mm | Z1 mm | Z2 mm | g   |     |     | €      |
|------------|-------|-------|-------|-------|-------|-----|-----|-----|--------|
| 682012000U | 12    | 31    | 31    | 12,5  | 12,5  | 57  | 10* | 200 | 9,63   |
| 682015000U | 15    | 40    | 33    | 18    | 11    | 81  | 10* | 200 | 9,63   |
| 682018000U | 18    | 42    | 35    | 20    | 13    | 99  | 10* | 100 | 13,11  |
| 682022000U | 22    | 44    | 38    | 21    | 15    | 131 | 10* | 80  | 16,87  |
| 682028000U | 28    | 48    | 43    | 24    | 19    | 180 | 5*  | 50  | 30,51  |
| 682035000U | 35    | 52    | 48    | 26    | 22    | 240 | 5*  | 30  | 51,62  |
| 682042000U | 42    | 65    | 65    | 29    | 29    | 376 | 2*  | 20  | 100,23 |
| 682054000U | 54    | 75    | 75    | 34    | 34    | 579 | 2*  | 12  | 123,94 |

[\*] unità minima di vendita / minimum selling quantity

**692 U**

"T" RIDOTTO

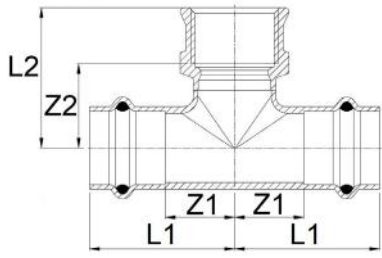
- REDUCING TEE
- T-STÜCK MIT REDUZIERTEM ABGANG
- TÉ RÉDUIT
- TE REDUCIDA HHH

**MATERIAL:** Cu-DHP99,9 - CW024A**O-RING:** EPDM nero - black - Schwarz - noir - negro

B 70 77

| CODE       | De mm        | L1 mm | L2 mm | Z1 mm | Z2 mm | g   |     |     | €      |
|------------|--------------|-------|-------|-------|-------|-----|-----|-----|--------|
| 692015012U | 15 x 12 x 15 | 38,5  | 31,5  | 16,5  | 13    | 76  | 10* | 200 | 11,16  |
| 692018012U | 18 x 12 x 18 | 38,5  | 33    | 16,5  | 14,5  | 86  | 10* | 100 | 12,38  |
| 692018015U | 18 x 15 x 18 | 40    | 35    | 18    | 13    | 92  | 10* | 100 | 11,91  |
| 692022012U | 22 x 12 x 22 | 39,5  | 35    | 15,5  | 16,5  | 108 | 10* | 80  | 14,81  |
| 692022015U | 22 x 15 x 22 | 40    | 37    | 17    | 15    | 112 | 10* | 80  | 14,25  |
| 692022018U | 22 x 18 x 22 | 42    | 37    | 19    | 15    | 119 | 10* | 80  | 18,22  |
| 692028015U | 28 x 15 x 28 | 40    | 44    | 16    | 22    | 140 | 5*  | 50  | 34,73  |
| 692028018U | 28 x 18 x 28 | 42    | 44    | 18    | 22    | 149 | 5*  | 50  | 48,03  |
| 692028022U | 28 x 22 x 28 | 44    | 42    | 20    | 19    | 159 | 5*  | 50  | 34,65  |
| 692035015U | 35 x 15 x 35 | 44    | 48    | 18    | 26    | 185 | 5*  | 30  | 51,11  |
| 692035018U | 35 x 18 x 35 | 44    | 48    | 18    | 26    | 188 | 5*  | 30  | 54,09  |
| 692035022U | 35 x 22 x 35 | 46    | 49    | 20    | 26    | 202 | 5*  | 30  | 46,92  |
| 692035028U | 35 x 28 x 35 | 48    | 46    | 22    | 22    | 213 | 5*  | 30  | 49,42  |
| 692042022U | 42 x 22 x 42 | 53    | 55    | 17    | 32    | 270 | 2*  | 20  | 89,63  |
| 692042028U | 42 x 28 x 42 | 55    | 56    | 19    | 32    | 287 | 2*  | 20  | 90,98  |
| 692042035U | 42 x 35 x 42 | 58    | 55    | 22    | 29    | 310 | 2*  | 20  | 94,24  |
| 692054022U | 54 x 22 x 54 | 60    | 61    | 19    | 38    | 368 | 2*  | 12  | 140,67 |
| 692054028U | 54 x 28 x 54 | 62    | 62    | 21    | 38    | 387 | 2*  | 12  | 145,03 |
| 692054035U | 54 x 35 x 54 | 66    | 64    | 25    | 38    | 423 | 2*  | 12  | 150,52 |
| 692054042U | 54 x 42 x 54 | 69    | 71    | 28    | 35    | 509 | 2*  | 12  | 112,63 |

[\*] unità minima di vendita / minimum selling quantity



## 689 U

B 70 77

### "T" CON DERIVAZIONE FILETTO F

- BRANCH TEE FEMALE BSP OUTLET
- T-STÜCK MIT ABGANG IG
- TÉ MIXTE AVEC FILETAGE F
- TE HEMBRA ROSCADA

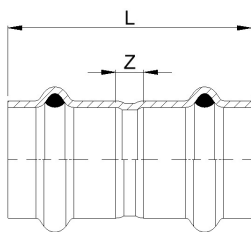
**MATERIAL:** Cu-DHP99,9 - CW024A

**O-RING:** EPDM nero - black - Schwarz - noir - negro

**THREAD:** EN 10226-1 (ex ISO 7/1)

| CODE       | De x Rp x De<br>mm x inch x<br>mm | L1<br>mm | L2<br>mm | Z1<br>mm | Z2<br>mm | g   | kg  | box | €      |
|------------|-----------------------------------|----------|----------|----------|----------|-----|-----|-----|--------|
| 689102012U | 12 x 1/2" x 12                    | 31       | 37,5     | 12,5     | 21,5     | 83  | 10* | 100 | 32,52  |
| 689308015U | 15 x 3/8" x 15                    | 40       | 33       | 18       | 21       | 94  | 10* | 100 | 55,55  |
| 689102015U | 15 x 1/2" x 15                    | 40       | 39       | 18       | 23       | 105 | 10* | 100 | 31,72  |
| 689102018U | 18 x 1/2" x 18                    | 40       | 40,5     | 18       | 24,5     | 116 | 10* | 100 | 55,11  |
| 689102022U | 22 x 1/2" x 22                    | 44       | 39,5     | 21       | 23,5     | 161 | 10* | 100 | 44,49  |
| 689304022U | 22 x 3/4" x 22                    | 44       | 43,5     | 21       | 26,5     | 169 | 10* | 50  | 63,80  |
| 689102028U | 28 x 1/2" x 28                    | 44       | 42,5     | 20       | 26,5     | 188 | 5*  | 50  | 55,78  |
| 689304028U | 28 x 3/4" x 28                    | 44       | 46,5     | 20       | 29,5     | 196 | 5*  | 50  | 72,21  |
| 689100028U | 28 x 1" x 28                      | 48       | 50       | 24       | 30       | 245 | 5*  | 50  | 75,16  |
| 689102035U | 35 x 1/2" x 35                    | 46       | 47       | 20       | 31       | 229 | 5*  | 50  | 77,73  |
| 689102042U | 42 x 1/2" x 42                    | 53       | 51       | 17       | 35       | 295 | 2*  | 20  | 94,29  |
| 689102054U | 54 x 1/2" x 54                    | 60       | 58       | 19       | 42       | 392 | 2*  | 14  | 112,35 |

(\*) unità minima di vendita / minimum selling quantity



## 683/000 U

B 70 77

### MANICOTTO

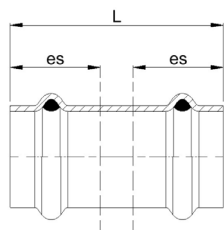
- COUPLING
- MUFFE
- MANCHON
- MANGUITO HH

**MATERIAL:** Cu-DHP99,9 - CW024A

**O-RING:** EPDM nero - black - Schwarz - noir - negro




| CODE       | De<br>mm | L<br>mm | Z<br>mm | g   | kg  | box | €     |
|------------|----------|---------|---------|-----|-----|-----|-------|
| 683012000U | 12       | 41      | 4       | 26  | 10* | 400 | 6,02  |
| 683015000U | 15       | 49      | 5       | 36  | 10* | 400 | 6,02  |
| 683018000U | 18       | 49,5    | 5,5     | 42  | 10* | 300 | 7,67  |
| 683022000U | 22       | 52      | 6       | 57  | 10* | 200 | 9,05  |
| 683028000U | 28       | 55      | 7       | 76  | 5*  | 150 | 17,37 |
| 683035000U | 35       | 59      | 7       | 102 | 5*  | 100 | 21,58 |
| 683042000U | 42       | 80      | 8       | 170 | 2*  | 40  | 40,58 |
| 683054000U | 54       | 90      | 8       | 236 | 2*  | 24  | 51,01 |

(\*) unità minima di vendita / minimum selling quantity

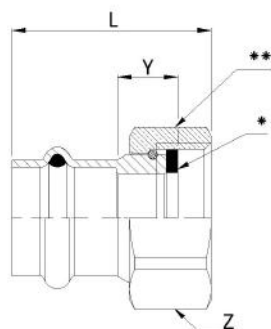
**683/001 U****B7077****MANICOTTO PASSANTE**

- SLIP COUPLING
- SCHIEBEMUFFE
- MANCHON LONG
- MANGUITO SIN TOPE

**MATERIAL:** Cu-DHP99,9 - CW024A**O-RING:** EPDM nero - black - Schwarz - noir - negro




| CODE       | De mm | L mm | es mm |  |  |  | €     |
|------------|-------|------|-------|---|---|---|-------|
| 683012001U | 12    | 41   | 19    | 26  | 10*   | 200   | 7,04  |
| 683015001U | 15    | 49   | 22    | 36  | 10*   | 200   | 6,57  |
| 683018001U | 18    | 49,5 | 22    | 42  | 10*   | 200   | 7,79  |
| 683022001U | 22    | 52   | 23    | 57  | 10*   | 200   | 9,15  |
| 683028001U | 28    | 55   | 24    | 76  | 5*  | 80  | 16,87 |
| 683035001U | 35    | 59   | 26    | 102   | 5*  | 50  | 21,98 |
| 683042001U | 42    | 80   | 36    | 170   | 2*  | 40  | 39,95 |
| 683054001U | 54    | 90   | 41    | 236   | 2*  | 20  | 51,62 |

[\*] unità minima di vendita / minimum selling quantity

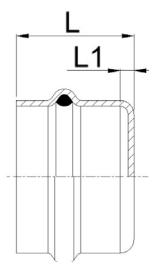
**683/002 U****B7077****MANICOTTO CON DADO FOLLE**

- VALVE CONNECTOR
- ANSCHLUSSVERSCHRAUBUNG
- RACCORD ÉCROU LIBRE
- RÁCOR DOS PIEZAS

**MATERIAL:** Cu-DHP99,9 - CW024A**FITTING:** (\*\*): ottone - brass - Messing - laiton - latón**O-RING:** EPDM nero - black - Schwarz - noir - negro**GASKET:** [\*]: EPDM nero - black - Schwarz - noir - negro**THREAD:** ISO 228/1 (ex DIN 259)

| CODE       | De x G mm x inch | L mm | Z mm | Y mm | Gasket mm       |  |  |  | €      |
|------------|------------------|------|------|------|-----------------|---|---|---|--------|
| 683015012U | 15 x 1/2"        | 49   | 25   | 21,5 | 18x10 thk 2,5   | 72  | 10*   | 250   | 19,14  |
| 683015002U | 15 x 3/4"        | 39   | 30   | 11,5 | 24x14 thk 2,5   | 81  | 10*   | 250   | 17,16  |
| 683018002U | 18 x 3/4"        | 40   | 30   | 12,5 | 24x14 thk 2,5   | 86  | 10*   | 250   | 17,66  |
| 683022012U | 22 x 3/4"        | 53   | 30   | 24,5 | 24x14 thk 2,5   | 121   | 10*   | 200   | 23,00  |
| 683022002U | 22 x 1"          | 44   | 36   | 13,5 | 30x20 thk 2,5   | 122   | 10*   | 200   | 17,38  |
| 683028012U | 28 x 1"          | 58   | 36   | 26,5 | 30x20 thk 2,5   | 166   | 5*  | 150   | 28,22  |
| 683028002U | 28 x 1 1/4"      | 47   | 46   | 15   | 39x27 thk 2,5   | 186   | 5*  | 120   | 29,10  |
| 683028022U | 28 x 1 1/2"      | 47   | 55   | 14   | 44,5x30 thk 2,5 | 285   | 5*  | 120   | 32,52  |
| 683035012U | 35 x 1 1/4"      | 64   | 46   | 30,5 | 39x27 thk 2,5   | 267   | 5*  | 60  | 33,36  |
| 683035002U | 35 x 1 1/2"      | 52   | 55   | 17,5 | 44,5x30 thk 2,5 | 311   | 5*  | 60  | 34,05  |
| 683042022U | 42 x 1 1/2"      | 76   | 55   | 31,5 | 44,5x30 thk 2,5 | 435   | 2*  | 30  | 67,89  |
| 683042002U | 42 x 2"          | 61   | 65   | 12,5 | 56x42 thk 2,5   | 367   | 2*  | 30  | 79,91  |
| 683054022U | 54 x 2"          | 91,5 | 65   | 38,5 | 56x42 thk 2,5   | 578   | 2*  | 20  | 103,81 |
| 683054002U | 54 x 2 1/2"      | 72,5 | 82   | 17   | 71,5x53 thk 3   | 647   | 2*  | 20  | 107,36 |

[\*] unità minima di vendita / minimum selling quantity



## 683/003 U

B 70 77

### TAPPO DI CHIUSURA

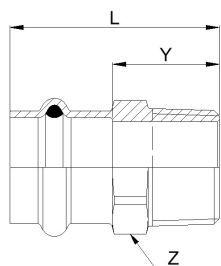
- STOP END
- VERSCHLUSSKAPPE
- BOUCHON D'OBTURATION
- TAPÓN

**MATERIAL:** Cu-DHP99,9 - CW024A

**O-RING:** EPDM nero - black - Schwarz - noir - negro

| CODE       | De mm | L mm | L1 mm | g   |     |     | €     |
|------------|-------|------|-------|-----|-----|-----|-------|
| 683012003U | 12    | 22   | 5     | 14  | 10* | 500 | 12,02 |
| 683015003U | 15    | 25,5 | 3,5   | 20  | 10* | 500 | 12,61 |
| 683018003U | 18    | 25,5 | 3,5   | 23  | 10* | 300 | 16,60 |
| 683022003U | 22    | 26,5 | 3,5   | 33  | 10* | 200 | 21,79 |
| 683028003U | 28    | 27,5 | 3,5   | 45  | 5*  | 150 | 33,71 |
| 683035003U | 35    | 30   | 4     | 62  | 5*  | 100 | 36,77 |
| 683042003U | 42    | 40   | 4     | 101 | 2*  | 80  | 56,74 |
| 683054003U | 54    | 46   | 5     | 145 | 2*  | 40  | 69,25 |

[\*] unità minima di vendita / minimum selling quantity



## 687 U

B 70 77

### MANICOTTO MISTO FILETTO M

- MALE ADAPTER
- ÜBERGANGSSTÜCK MIT AG
- RACCORD AVEC FILETAGE MALE
- UNIÓN MACHO

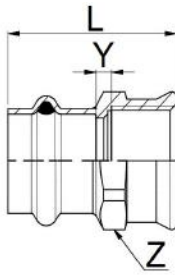
**MATERIAL:** Cu-DHP99,9 - CW024A

**O-RING:** EPDM nero - black - Schwarz - noir - negro

**THREAD:** EN 10226-1 (ex ISO 7/1)




| CODE       | De x R mm x inch | L mm | Z mm | Y mm | g   |     | €      |
|------------|------------------|------|------|------|-----|-----|--------|
| 687308012U | 12 x 3/8"        | 37,5 | 17   | 19   | 34  | 10* | 9,84   |
| 687102012U | 12 x 1/2"        | 40,5 | 21,5 | 22   | 52  | 10* | 7,09   |
| 687308015U | 15 x 3/8"        | 40   | 19   | 18   | 37  | 10* | 10,93  |
| 687102015U | 15 x 1/2"        | 44   | 22   | 22   | 54  | 10* | 7,09   |
| 687304015U | 15 x 3/4"        | 46   | 27   | 24   | 70  | 10* | 14,48  |
| 687102018U | 18 x 1/2"        | 44   | 22   | 22   | 57  | 10* | 9,04   |
| 687304018U | 18 x 3/4"        | 46   | 27   | 24   | 72  | 10* | 10,33  |
| 687102022U | 22 x 1/2"        | 45   | 27   | 22   | 79  | 10* | 14,90  |
| 687304022U | 22 x 3/4"        | 47   | 27   | 24   | 77  | 10* | 13,39  |
| 687100022U | 22 x 1"          | 52   | 34   | 29   | 126 | 10* | 17,99  |
| 687304028U | 28 x 3/4"        | 48   | 34   | 24   | 107 | 5*  | 40,88  |
| 687100028U | 28 x 1"          | 53   | 34   | 29   | 127 | 5*  | 24,98  |
| 687114028U | 28 x 1"1/4       | 55   | 43   | 31   | 187 | 5*  | 51,49  |
| 687100035U | 35 x 1"          | 56   | 40   | 29   | 162 | 5*  | 56,93  |
| 687114035U | 35 x 1"1/4       | 57   | 43   | 31   | 188 | 5*  | 54,59  |
| 687112035U | 35 x 1"1/2       | 57   | 49   | 31   | 233 | 5*  | 59,10  |
| 687114042U | 42 x 1"1/4       | 67   | 49   | 31   | 256 | 2*  | 74,25  |
| 687112042U | 42 x 1"1/2       | 68   | 49   | 32   | 252 | 2*  | 76,52  |
| 687112054U | 54 x 1"1/2       | 73   | 61   | 32   | 370 | 2*  | 129,02 |
| 687200054U | 54 x 2"          | 78   | 61   | 37   | 372 | 2*  | 147,59 |

[\*] unità minima di vendita / minimum selling quantity

**690 U****B 70 77****MANICOTTO MISTO FILETTO F**

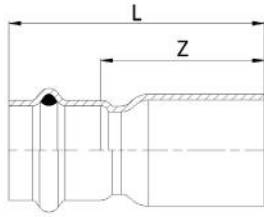
- FEMALE ADAPTER
- ÜBERGANGSSTÜCK MIT IG
- RACCORD AVEC FILETAGE FEMELLE
- UNIÓN HEMBRA

**MATERIAL:** Cu-DHP99,9 - CW024A**O-RING:** EPDM nero - black - Schwarz - noir - negro**THREAD:** EN 10226-1 (ex ISO 7/1)

| CODE       | De x Rp<br>mm x inch | L<br>mm | Z<br>mm | Y<br>mm |  g |  |  | €      |
|------------|----------------------|---------|---------|---------|---|---|---|--------|
| 690308012U | 12 x 3/8"            | 35      | 19,5    | 3,5     | 33  | 10*   | 240   | 8,72   |
| 690102012U | 12 x 1/2"            | 38,5    | 24      | 4       | 49  | 10*   | 240   | 8,72   |
| 690308015U | 15 x 3/8"            | 36      | 21,5    | 2       | 41  | 10*   | 240   | 9,54   |
| 690102015U | 15 x 1/2"            | 43      | 24      | 5       | 53  | 10*   | 240   | 8,81   |
| 690304015U | 15 x 3/4"            | 43      | 30      | 4       | 76  | 10*   | 240   | 18,18  |
| 690102018U | 18 x 1/2"            | 42,5    | 24      | 4,5     | 56  | 10*   | 240   | 12,29  |
| 690304018U | 18 x 3/4"            | 43      | 30      | 4       | 76  | 10*   | 200   | 23,98  |
| 690102022U | 22 x 1/2"            | 43      | 26,5    | 4       | 82  | 10*   | 200   | 13,53  |
| 690304022U | 22 x 3/4"            | 44      | 30      | 4       | 80  | 10*   | 150   | 14,78  |
| 690100022U | 22 x 1"              | 47      | 37,5    | 4       | 121   | 10*   | 100   | 22,00  |
| 690102028U | 28 x 1/2"            | 42      | 34      | 2       | 137   | 5*  | 100   | 43,40  |
| 690304028U | 28 x 3/4"            | 43      | 34      | 2,5     | 115   | 5*  | 100   | 47,99  |
| 690100028U | 28 x 1"              | 47      | 37,5    | 3       | 121   | 5*  | 100   | 27,08  |
| 690114028U | 28 x 1"1/4           | 54      | 46      | 8       | 181   | 5*  | 100   | 49,69  |
| 690304035U | 35 x 3/4"            | 45      | 40      | 2       | 182   | 5*  | 80  | 57,54  |
| 690100035U | 35 x 1"              | 48      | 40      | 1,5     | 159   | 5*  | 80  | 60,67  |
| 690114035U | 35 x 1"1/4           | 55      | 46      | 7       | 183   | 5*  | 50  | 59,93  |
| 690114042U | 42 x 1"1/4           | 60      | 49      | 4       | 237   | 2*  | 40  | 84,72  |
| 690112042U | 42 x 1"1/2           | 64      | 53      | 6       | 251   | 2*  | 40  | 86,92  |
| 690200054U | 54 x 2"              | 73      | 65      | 6       | 359   | 2*  | 20  | 151,42 |

[\*] unità minima di vendita / minimum selling quantity

B 70 77



## 691 U

### RIDUZIONE MF

- REDUCER MF
- REDUZIERSTÜCK A/I
- REDUCTION MF
- REDUCCIÓN MH

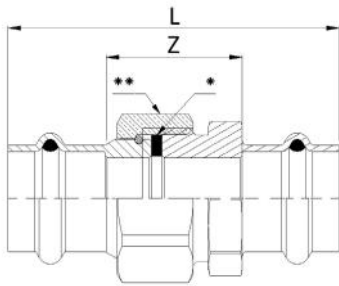
**MATERIAL:** Cu-DHP99,9 - CW024A

**O-RING:** EPDM nero - black - Schwarz - noir - negro

| CODE       | De mm   | L mm | Z mm | g   |     |     | €     |
|------------|---------|------|------|-----|-----|-----|-------|
| 691015012U | 15 x 12 | 47   | 28,5 | 26  | 10* | 300 | 5,44  |
| 691018012U | 18 x 12 | 48   | 29,5 | 30  | 10* | 300 | 5,71  |
| 691018015U | 18 x 15 | 56   | 34   | 37  | 10* | 300 | 5,44  |
| 691022015U | 22 x 15 | 60   | 38   | 44  | 10* | 300 | 6,46  |
| 691022018U | 22 x 18 | 58   | 36   | 46  | 10* | 300 | 6,77  |
| 691028015U | 28 x 15 | 67   | 45   | 57  | 5*  | 200 | 16,36 |
| 691028018U | 28 x 18 | 65   | 43   | 59  | 5*  | 200 | 16,74 |
| 691028022U | 28 x 22 | 64   | 41   | 68  | 5*  | 200 | 17,19 |
| 691035022U | 35 x 22 | 71   | 48   | 86  | 5*  | 100 | 20,33 |
| 691035028U | 35 x 28 | 68   | 44   | 91  | 5*  | 80  | 22,19 |
| 691042022U | 42 x 22 | 89   | 66   | 126 | 2*  | 80  | 34,73 |
| 691042028U | 42 x 28 | 87   | 63   | 132 | 2*  | 80  | 33,85 |
| 691042035U | 42 x 35 | 85   | 59   | 143 | 2*  | 40  | 33,02 |
| 691054035U | 54 x 35 | 97   | 71   | 194 | 2*  | 40  | 46,14 |
| 691054042U | 54 x 42 | 104  | 68   | 222 | 2*  | 32  | 44,14 |

(\*): unità minima di vendita / minimum selling quantity

B 70 77



## 684/001 U

### BOCCHETTONE SEDE PIANA

- FLAT FACED UNION
- DURCHGANGSVERSCHRAUBUNG MIT PRESSENDEN FLACHDICHTEND
- ÉLÉMENT DE TRANSITION FILTÉ PLAT AVEC MANCHONS DES 2 CÔTES
- RÁCOR 3 PIEZAS PLANO

**MATERIAL:** Cu-DHP99,9 - CW024A

**FITTING:** (\*\*): ottone - brass - Messing - laitón - latón

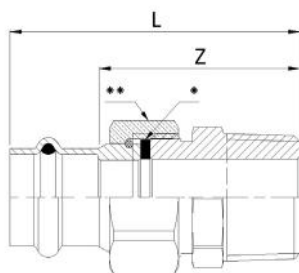
**O-RING:** EPDM nero - black - Schwarz - noir - negro

**GASKET:** (\*): EPDM nero - black - Schwarz - noir - negro

| CODE       | De mm | L mm  | Z mm | Gasket mm       | g    |     | €      |
|------------|-------|-------|------|-----------------|------|-----|--------|
| 684012001U | 12    | 63    | 26   | 18,2x11,2 thk 2 | 97   | 10* | 67,91  |
| 684015001U | 15    | 73,5  | 29,5 | 24x14 thk 2,5   | 165  | 10* | 90,07  |
| 684018001U | 18    | 74,5  | 30,5 | 24x14 thk 2,5   | 172  | 10* | 102,64 |
| 684022001U | 22    | 78,5  | 32,5 | 30x20 thk 2,5   | 248  | 10* | 115,92 |
| 684028001U | 28    | 83    | 35   | 39x27 thk 2,5   | 380  | 5*  | 123,53 |
| 684035001U | 35    | 94,5  | 42,5 | 44,5x30 thk 2,5 | 624  | 5*  | 140,34 |
| 684042001U | 42    | 111,5 | 39,5 | 56x42 thk 2,5   | 823  | 2*  | 190,11 |
| 684054001U | 54    | 129   | 47   | 71,5x53 thk 3   | 1406 | 2*  | 310,69 |

(\*): unità minima di vendita / minimum selling quantity

B7077

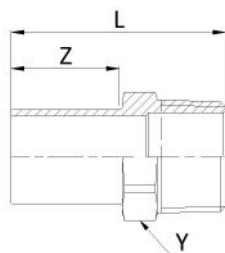
**684/002 U****BOCCHETTONE SEDE PIANA FILETTO M**

- STRAIGHT MALE UNION CONNECTOR
- DURCHGANGSVERSCHRAUBUNG MIT AUSSENGEWINDE
- RACCORD UNION FILETÉ
- RÁCOR 3 PIEZAS ROSCADO MACHO

**MATERIAL:** Cu-DHP99,9 - CW024A**FITTING:** [\*\*]: ottone - brass - Messing - laiton - latón**O-RING:** EPDM nero - black - Schwarz - noir - negro**GASKET:** [\*]: EPDM nero - black - Schwarz - noir - negro**THREAD:** EN 10226-1 [ex ISO 7/1]

| CODE       | De x R<br>mm x inch | L<br>mm | Z<br>mm | Gasket<br>mm    | g    |     |     | €      |
|------------|---------------------|---------|---------|-----------------|------|-----|-----|--------|
| 684012012U | 12 x 3/8"           | 56,5    | 38      | 18,2x11,2 thk 2 | 123  | 10* | 120 | 48,88  |
| 684012002U | 12 x 1/2"           | 59,5    | 41      | 18,2x11,2 thk 2 | 111  | 10* | 120 | 48,88  |
| 684015002U | 15 x 1/2"           | 66,5    | 30,5    | 24x14 thk 2,5   | 162  | 10* | 120 | 48,88  |
| 684015012U | 15 x 3/4"           | 67,5    | 45,5    | 24x14 thk 2,5   | 191  | 10* | 80  | 64,81  |
| 684018002U | 18 x 1/2"           | 67,5    | 45,5    | 24x14 thk 2,5   | 167  | 10* | 120 | 65,44  |
| 684018012U | 18 x 3/4"           | 68,5    | 46,5    | 24x14 thk 2,5   | 196  | 10* | 80  | 67,43  |
| 684022022U | 22 x 1/2"           | 80,5    | 57,5    | 24x14 thk 2,5   | 202  | 10* | 120 | 101,28 |
| 684022002U | 22 x 3/4"           | 81,5    | 58,5    | 24x14 thk 2,5   | 232  | 10* | 80  | 70,39  |
| 684022012U | 22 x 1"             | 75,5    | 52,5    | 30x20 thk 2,5   | 306  | 10* | 50  | 101,63 |
| 684028012U | 28 x 3/4"           | 86,5    | 62,5    | 30x20 thk 2,5   | 297  | 5*  | 80  | 86,66  |
| 684028002U | 28 x 1"             | 81      | 57      | 39x27 thk 2,5   | 410  | 5*  | 50  | 83,32  |
| 684035002U | 35 x 1 1/4"         | 90,5    | 64,5    | 44,5x30 thk 2,5 | 675  | 5*  | 30  | 121,66 |
| 684042002U | 42 x 1 1/2"         | 96,5    | 60,5    | 56x42 thk 2,5   | 863  | 2*  | 30  | 169,67 |
| 684054002U | 54 x 2"             | 113     | 72      | 71,5x53 thk 3   | 1520 | 2*  | 16  | 222,44 |

[\*] unità minima di vendita / minimum selling quantity

**669/M U**

B7077

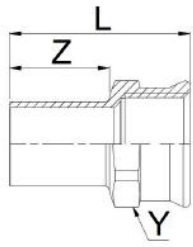
**MANICOTTO CON INSERIMENTO FILETTO M**

- MALE REDUCTION SOCKET
- ÜBERGANG AUSSERGEWINDE MIT EINSCHUBENDE
- MANCHON DE RÉDUCTION FILETÉ
- ADAPTADOR MACHO

**MATERIAL:** Cu-DHP99,9 - CW024A**THREAD:** EN 10226-1 [ex ISO 7/1]

| CODE       | De x R<br>mm x inch | L<br>mm | Z<br>mm | Y<br>mm | g   |     |     | €      |
|------------|---------------------|---------|---------|---------|-----|-----|-----|--------|
| 669102112U | 12 x 1/2"           | 44      | 22      | 21,5    | 49  | 10* | 300 | 24,26  |
| 669102115U | 15 x 1/2"           | 47      | 25      | 22      | 51  | 10* | 300 | 25,57  |
| 669102118U | 18 x 1/2"           | 47      | 25      | 22      | 53  | 10* | 300 | 26,60  |
| 669304118U | 18 x 3/4"           | 49      | 25      | 27      | 71  | 10* | 200 | 28,43  |
| 669102122U | 22 x 1/2"           | 48      | 26      | 24      | 63  | 10* | 200 | 41,04  |
| 669304122U | 22 x 3/4"           | 50      | 26      | 27      | 72  | 10* | 200 | 42,93  |
| 669304128U | 28 x 3/4"           | 53      | 29      | 30      | 83  | 5*  | 150 | 62,22  |
| 669100128U | 28 x 1"             | 58      | 29      | 34      | 121 | 5*  | 100 | 64,81  |
| 669114135U | 35 x 1 1/4"         | 62      | 31      | 43      | 188 | 5*  | 40  | 83,08  |
| 669112142U | 42 x 1 1/2"         | 78      | 46      | 50      | 255 | 2*  | 40  | 123,92 |
| 669200154U | 54 x 2"             | 88      | 51      | 65      | 414 | 2*  | 20  | 131,93 |

[\*] unità minima di vendita / minimum selling quantity



## 669/F U

B 70 77

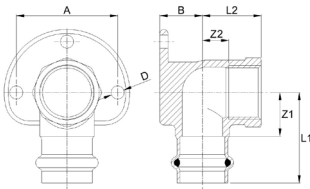
### MANICOTTO CON INSERIMENTO FILETTO F

- FEMALE REDUCTION SOCKET
- ÜBERGANG INNENGEWINDE MIT EINSCHUBENDE
- MANCHON DE RÉDUCTION AVEC TARAUDAGE
- ADAPTADOR HEMBRA

**MATERIAL:** Cu-DHP99,9 - CW024A  
**THREAD:** EN 10226-1 (ex ISO 7/1)

| CODE       | De x Rp<br>mm x inch | L<br>mm | Z<br>mm | Y<br>mm |     |     |     | €      |
|------------|----------------------|---------|---------|---------|-----|-----|-----|--------|
| 669308012U | 12 x 3/8"            | 39      | 22      | 21,5    | 41  | 10* | 300 | 26,19  |
| 669102012U | 12 x 1/2"            | 42      | 22      | 24      | 48  | 10* | 300 | 26,22  |
| 669308015U | 15 x 3/8"            | 40      | 25      | 21,5    | 40  | 10* | 300 | 28,33  |
| 669102015U | 15 x 1/2"            | 46      | 25      | 24      | 51  | 10* | 300 | 28,43  |
| 669102018U | 18 x 1/2"            | 46      | 25      | 24      | 55  | 10* | 200 | 29,10  |
| 669304018U | 18 x 3/4"            | 46      | 25      | 30      | 72  | 10* | 200 | 28,94  |
| 669102022U | 22 x 1/2"            | 47      | 26      | 27      | 80  | 10* | 200 | 36,44  |
| 669304022U | 22 x 3/4"            | 47      | 26      | 30      | 77  | 10* | 200 | 42,02  |
| 669304028U | 28 x 3/4"            | 47      | 29      | 34      | 107 | 5*  | 150 | 63,44  |
| 669100028U | 28 x 1"              | 53      | 29      | 37,5    | 116 | 5*  | 100 | 64,46  |
| 669114035U | 35 x 1 1/4"          | 60      | 31      | 46      | 183 | 5*  | 50  | 112,35 |
| 669112042U | 42 x 1 1/2"          | 74      | 46      | 53      | 253 | 2*  | 40  | 125,54 |
| 669200054U | 54 x 2"              | 83      | 51      | 65      | 367 | 2*  | 10  | 212,38 |

(\*) unità minima di vendita / minimum selling quantity



## 685/000 U

B 70 77

### GOMITO MISTO 90° FF

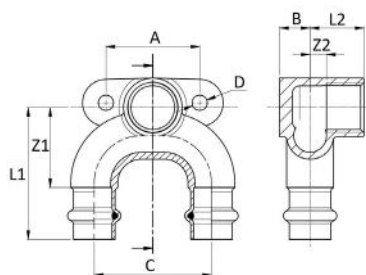
- WALL PLATE ELBOW 90° WITH FEMALE THREAD
- DECKENWINKEL 90° IG
- EQUERRE 90° FF
- CODO PLACA HH

**MATERIAL:** CuZn21Si3P - CW724R  
**O-RING:** EPDM nero - black - Schwarz - noir - negro  
**THREAD:** EN 10226-1 (ex ISO 7/1)

| CODE       | De x Rp<br>mm x inch | L1<br>mm | L2<br>mm | Z1<br>mm | Z2<br>mm | A<br>mm | B<br>mm | D<br>mm |     |     |     | €     |
|------------|----------------------|----------|----------|----------|----------|---------|---------|---------|-----|-----|-----|-------|
| 685102012U | 12 x 1/2"            | 42       | 27       | 23,5     | 13       | 40      | 15      | 7       | 137 | 10* | 100 | 19,60 |
| 685102015U | 15 x 1/2"            | 43,5     | 22,5     | 21,5     | 6,5      | 40      | 14      | 6,5     | 181 | 10* | 100 | 19,60 |
| 685102018U | 18 x 1/2"            | 43,5     | 24       | 21,5     | 8        | 40      | 15      | 6,5     | 192 | 10* | 100 | 44,01 |
| 685304022U | 22 x 3/4"            | 44,5     | 29       | 21,5     | 13       | 50      | 20      | 6,5     | 246 | 5*  | 50  | 31,01 |

(\*) unità minima di vendita / minimum selling quantity



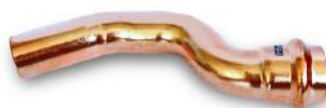
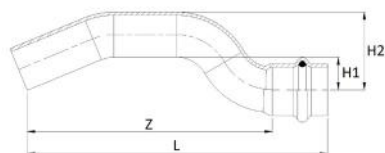
**685/003 U****B7077****RACCORDO TRE VIE CON FLANGIA E DERIVAZIONE FILETTO F**

- CORNER TEE WITH WALL FLANGE
- INOXPRES-DOPPELWANDSCHEIBE
- EQUERRE MURALE AVEC FILETAGE FEMELLE
- RACOR TRES VÍAS CON BRIDA Y ROSCA HEMBRA

**MATERIAL:** CuZn21Si3P - CW724R**O-RING:** EPDM nero - black - Schwarz - noir - negro**THREAD:** EN 10226-1 [ex ISO 7/1]

| CODE              | De x Rp x De<br>mm x inch x mm | L1<br>mm | L2<br>mm | Z1<br>mm | Z2<br>mm | A<br>mm | B<br>mm | C<br>mm | D<br>mm |     |    |    | €             |
|-------------------|--------------------------------|----------|----------|----------|----------|---------|---------|---------|---------|-----|----|----|---------------|
| <b>685102315U</b> | 15 x 1/2" x 15                 | 56       | 23       | 34       | 7        | 40      | 13      | 50      | 6,5     | 221 | 5* | 80 | <b>81,97</b>  |
| <b>685102318U</b> | 18 x 1/2" x 18                 | 56       | 23       | 34       | 7        | 40      | 13      | 50      | 6,5     | 234 | 5* | 50 | <b>91,85</b>  |
| <b>685102322U</b> | 22 x 1/2" x 22                 | 63       | 23       | 40       | 7        | 40      | 16      | 50      | 6,5     | 315 | 2* | 50 | <b>100,56</b> |

(\*) unità minima di vendita / minimum selling quantity

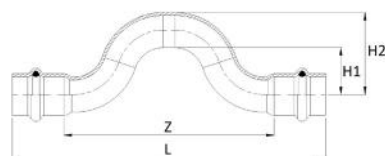
**679/001 U****B7077****"S" DI SCAVALCAMENTO MF**

- PIPE BRIDGE MF
- SPRUNGBOGEN A/I
- "S" DE CHEVAUCHEMENT MF
- "S" DE SUPERPOSICIÓN MH

**MATERIAL:** Cu-DHP99,9 - CW024A**O-RING:** EPDM nero - black - Schwarz - noir - negro

| CODE              | De<br>mm | L<br>mm | Z<br>mm | H1<br>mm | H2<br>mm |     |     |     | €            |
|-------------------|----------|---------|---------|----------|----------|-----|-----|-----|--------------|
| <b>679012001U</b> | 12       | 97,5    | 79      | 25       | 37       | 54  | 10* | 150 | <b>15,14</b> |
| <b>679015001U</b> | 15       | 115     | 93      | 12       | 27       | 70  | 10* | 100 | <b>15,14</b> |
| <b>679018001U</b> | 18       | 120     | 98      | 13       | 31       | 87  | 10* | 100 | <b>22,56</b> |
| <b>679022001U</b> | 22       | 141     | 118     | 17       | 39       | 136 | 10* | 50  | <b>29,01</b> |

(\*) unità minima di vendita / minimum selling quantity

**679/002 U****B7077****"S" DI SCAVALCAMENTO FF**

- PIPE BRIDGE FF
- SPRUNGBOGEN I/I
- "S" DE CHEVAUCHEMENT FF
- "S" DE SUPERPOSICIÓN HH

**MATERIAL:** Cu-DHP99,9 - CW024A**O-RING:** EPDM nero - black - Schwarz - noir - negro

| CODE              | De<br>mm | L<br>mm | Z<br>mm | H1<br>mm | H2<br>mm |     |     |     | €            |
|-------------------|----------|---------|---------|----------|----------|-----|-----|-----|--------------|
| <b>679012002U</b> | 12       | 134     | 97      | 20       | 32       | 71  | 10* | 150 | <b>29,94</b> |
| <b>679015002U</b> | 15       | 134     | 90      | 20       | 35       | 91  | 10* | 100 | <b>39,62</b> |
| <b>679018002U</b> | 18       | 144     | 100     | 20       | 38       | 115 | 10* | 100 | <b>42,80</b> |
| <b>679022002U</b> | 22       | 161     | 115     | 23       | 45       | 163 | 10* | 50  | <b>49,42</b> |

(\*) unità minima di vendita / minimum selling quantity

B 70 77

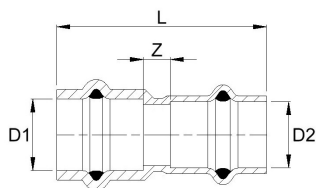
## 683/000A U

### MANICOTTO ADATTATORE

- COUPLING ADAPTER
- MUFFE ADAPTER
- MANCHON ADAPTATEUR
- MANGUITO HH ADAPTADOR

**MATERIAL:** Cu-DHP99,9 - CW024A

**O-RING:** EPDM nero - black - Schwarz - noir - negro



| CODE           | De mm   | D1 mm | D2 mm | L mm | Z mm |    |     | €   |       |
|----------------|---------|-------|-------|------|------|----|-----|-----|-------|
| 683015014U (1) | 15 x 14 | 15    | 14    | 52   | 6,5  | 53 | 10* | 300 | 15,54 |
| 683015016U (2) | 15 x 16 | 15    | 16    | 52   | 6,5  | 61 | 10* | 300 | 16,94 |
| 683018016U (2) | 18 x 16 | 18    | 16    | 53   | 7,5  | 72 | 10* | 300 | 16,94 |

[\*] unità minima di vendita / minimum selling quantity

(1) La connessione DN 14 mm deve essere pressata con ganaschia da 15 mm; Press connection DN 14 mm should be carried out with a size 15 mm press jaw; Die Pressverbindung DN 14 soll mit einer 15 mm Pressbacke verpresst werden; Le sertissage en DN 14 mm doit être réalisé avec une mâchoire à sertir de 15 mm; La conexión a prensar DN 14 mm debe realizarse con una mordaza de 15 mm.

(2) La connessione DN 16 mm deve essere pressata con ganaschia da 18 mm; Press connection DN 16 mm should be carried out with a size 18 mm press jaw; Die Pressverbindung DN 16 soll mit einer 18 mm Pressbacke verpresst werden; Le sertissage en DN 16 mm doit être réalisé avec une mâchoire à sertir de 18 mm; La conexión a prensar DN 16 mm debe realizarse con una mordaza de 18 mm.

B 70 77

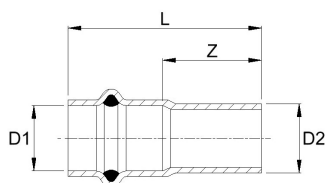
## 669/FA U

### MANICOTTO CON INSERIMENTO - ADATTATORE

- REDUCTION SOCKET - ADAPTER
- ÜBERGANG MIT EINSCHUBENDE - ADAPTER
- MANCHON DE RÉDUCTION - ADAPTATEUR
- MANGUITO ADAPTADOR HEMBRA

**MATERIAL:** Cu-DHP99,9 - CW024A

**O-RING:** EPDM nero - black - Schwarz - noir - negro









| CODE           | De mm   | D1 mm | D2 mm | L mm | Z mm |    |     | €   |       |
|----------------|---------|-------|-------|------|------|----|-----|-----|-------|
| 669014015U (1) | 14 x 15 | 14    | 15    | 52   | 28,5 | 48 | 10* | 300 | 11,18 |
| 669016015U (2) | 16 x 15 | 16    | 15    | 53   | 29,5 | 63 | 10* | 300 | 12,71 |
| 669016018U (2) | 16 x 18 | 16    | 18    | 53   | 29,5 | 64 | 10* | 300 | 15,67 |

[\*] unità minima di vendita / minimum selling quantity

(1) La connessione DN 14 mm deve essere pressata con ganaschia da 15 mm; Press connection DN 14 mm should be carried out with a size 15 mm press jaw; Die Pressverbindung DN 14 soll mit einer 15 mm Pressbacke verpresst werden; Le sertissage en DN 14 mm doit être réalisé avec une mâchoire à sertir de 15 mm; La conexión a prensar DN 14 mm debe realizarse con una mordaza de 15 mm.

(2) La connessione DN 16 mm deve essere pressata con ganaschia da 18 mm; Press connection DN 16 mm should be carried out with a size 18 mm press jaw; Die Pressverbindung DN 16 soll mit einer 18 mm Pressbacke verpresst werden; Le sertissage en DN 16 mm doit être réalisé avec une mâchoire à sertir de 18 mm; La conexión a prensar DN 16 mm debe realizarse con una mordaza de 18 mm.

## Certificazioni / Certifications

|   |   |   |                         |              |
|---|---|---|-------------------------|--------------|
|  |  | PRODUKTE DER GASVERSORGUNG  | DG-8531DM0073           | Ø 15 – 54 mm |
|  |  | RACCORDI A PRESSARE PER GAS - PLUMBING FITTINGS FOR GASES                                     | CA06.00326              | Ø 15 – 54 mm |
|  |  | SYSTÉM TRUBEK A LISOVACÍCH TVAROVEK Z MĚDI<br>PIPES AND PRESS FITTINGS SYSTEMS MADE OF COPPER | 202/C5a/2023/B-00375-23 | Ø 15 – 54 mm |

## Campi di applicazione / Fields of application

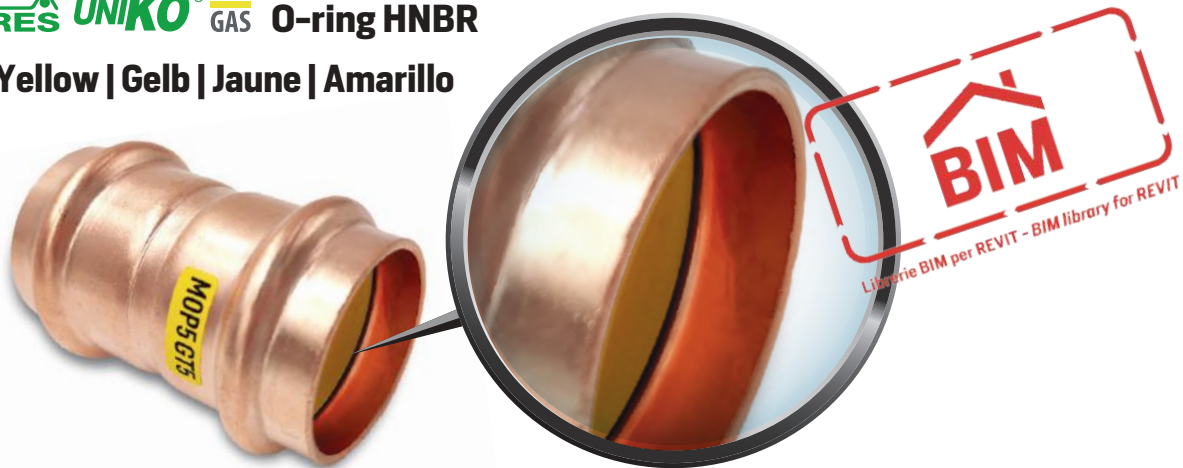
AES PRES UNIKO® GAS



Gas metano / GPL  
Natural gas / LPG

AES PRES UNIKO® GAS O-ring HNBR

Giallo | Yellow | Gelb | Jaune | Amarillo



FOCUS ON

**TUBO RAME PER AESPRES UNIKO - AESPRES UNIKO GAS  
AESPRES UNIKO - AESPRES UNIKO GAS COPPER PIPING**

Le tubazioni per impianti acqua e gas in rame, devono essere rispondenti alla norma UNI EN 1057:2010.  
Rame e leghe di rame - Tubi rotondi di rame senza saldatura per acqua e gas nelle applicazioni sanitarie e di riscaldamento.  
*Piping for copper water and gas installation should comply with the standard EN 1057:2010, "Copper and copper alloys - Round tubes in copper without welding for water and gas in health-care and heating applications".*

**TABELLA 4: CARATTERISTICHE DEI TUBI DI RAME - EN 1057**

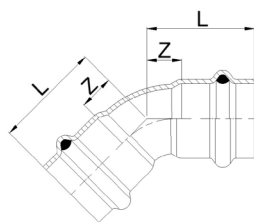
| Classe di resistenza | Resistance class | Stato di fornitura                   | Delivery condition | Ø (mm)                           |
|----------------------|------------------|--------------------------------------|--------------------|----------------------------------|
| R220                 |                  | Ricotto - Rotoli                     | Annealed - Roll    | 12 ÷ 22                          |
| R250                 |                  | Semiduro - Barre                     | Semi-hard - Bar    | 12 ÷ 28                          |
| R290                 |                  | Duro - Barre                         | Hard - Bar         | 12 ÷ 54                          |
| Classe di resistenza | Resistance class | Resistenza minima alla trazione      |                    | Allungamento minimo alla rottura |
|                      |                  | Minimum traction resistance Rm (MPa) |                    | Minimum breaking elongation (%)  |
| R220                 |                  | 220                                  |                    | 40                               |
| R250                 |                  | 250                                  |                    | 20                               |
| R290                 |                  | 290                                  |                    | 3                                |

Le dimensioni dei tubi utilizzabili con i sistemi a pressare **Aespres UNIKO** e **Aespres UNIKO GAS** sono esposte nella tabella sottostante.

*Tube sizes to be used with **Aespres UNIKO** and **Aespres UNIKO GAS** press fittings are included in the annexed table.*

**DIMENSIONI DEI TUBI DI RAME - EN 1057 / DVGW GW 392  
AESPRES PIPES DIMENSIONS AND CHARACTERISTICS - EN 1057 / DVGW GW 392**

| Ø esterno x sp.<br>Ø external x thx.<br>mm | DN | Ø interno<br>Ø internal<br>mm | Massa<br>Mass<br>kg/m | Contenuto d'acqua<br>Water volume<br>l/m | Stato di fornitura<br>Supplied condition<br>aesPRES UNIKO | Stato di fornitura<br>Supplied condition<br>aesPRES UNIKO GAS |
|--|----|-------------------------------|-----------------------|--|---|---|
| 12 x 1                                     | 10 | 10                            | 0,309                 | 0,079                                    | Rotolo 25/50 m<br>(R 220)                                 | --  |
| 15 x 1                                     | 12 | 13                            | 0,393                 | 0,133                                    | o   |   |
| 18 x 1                                     | 15 | 16                            | 0,477                 | 0,201                                    | Barra 5 m   |   |
| 22 x 1                                     | 20 | 20                            | 0,589                 | 0,314                                    | (R 250 - R 290)   |   |
| 28 x 1,5                                   | 25 | 25                            | 1,115                 | 0,491                                    | Barra 5 m<br>(R 250 - R 290)                              | Barra 5 m<br>(R290)   |
| 35 x 1,5                                   | 32 | 32                            | 1,410                 | 0,804                                    |   |   |
| 42 x 1,5                                   | 40 | 39                            | 1,704                 | 1,194                                    | Barra 5 m<br>(R 290)                                      |   |
| 54 x 2                                     | 50 | 50                            | 2,918                 | 1,963                                    |   |   |

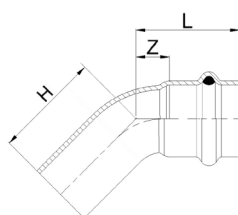
**681/450 GU****B 70 78****CURVA 45° FF**

- 45° ELBOW FF
- BOGEN 45° II
- COUDE FF 45°
- CURVA 45° HH

**MATERIAL:** Cu-DHP99,9 - CW024A**O-RING:** HNBR giallo - yellow - Gelb - jaune - amarillo

| CODE        | De mm | L mm | Z mm |     |    |     | €      |
|-------------|-------|------|------|-----|----|-----|--------|
| 681015450GU | 15    | 29   | 7    | 40  | 5* | 200 | 7,75   |
| 681018450GU | 18    | 30,5 | 8,5  | 49  | 5* | 200 | 8,11   |
| 681022450GU | 22    | 34   | 10   | 70  | 5* | 100 | 10,07  |
| 681028450GU | 28    | 36   | 12   | 93  | 2* | 100 | 31,66  |
| 681035450GU | 35    | 41   | 15   | 132 | 2* | 40  | 45,58  |
| 681042450GU | 42    | 53   | 17   | 211 | 1* | 30  | 74,04  |
| 681054450GU | 54    | 62   | 21   | 305 | 1* | 20  | 103,65 |

[\*] unità minima di vendita / minimum selling quantity

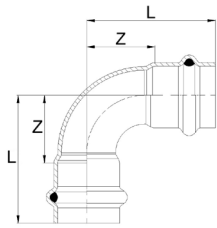
**681/451 GU****B 70 78****CURVA 45° MF**

- 45° ELBOW MF
- BOGEN 45° IA
- COUDE MF 45°
- CURVA 45° HM

**MATERIAL:** Cu-DHP99,9 - CW024A**O-RING:** HNBR giallo - yellow - Gelb - jaune - amarillo

| CODE        | De mm | L mm | H mm | Z mm |     |    |     | €      |
|-------------|-------|------|------|------|-----|----|-----|--------|
| 681015451GU | 15    | 29   | 31   | 7    | 35  | 5* | 200 | 6,39   |
| 681018451GU | 18    | 30,5 | 32,5 | 8,5  | 44  | 5* | 200 | 8,28   |
| 681022451GU | 22    | 34   | 35   | 10   | 63  | 5* | 100 | 9,26   |
| 681028451GU | 28    | 36   | 45   | 12   | 88  | 2* | 100 | 31,36  |
| 681035451GU | 35    | 41   | 45,5 | 15   | 127 | 2* | 40  | 43,95  |
| 681042451GU | 42    | 53   | 63,5 | 17   | 208 | 1* | 30  | 68,93  |
| 681054451GU | 54    | 62   | 73,5 | 21   | 306 | 1* | 20  | 102,30 |

[\*] unità minima di vendita / minimum selling quantity



## 681/900 GU

B 70 78

### CURVA 90° FF

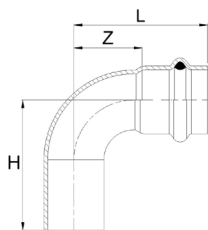
- 90° ELBOW FF
- BOGEN 90° II
- COUDE FF 90°
- CURVA 90° HH

**MATERIAL:** Cu-DHP99,9 - CW024A

**O-RING:** HNBR giallo - yellow - Gelb - jaune - amarillo

| CODE        | De mm | L mm | Z mm | g   |    |     | €      |
|-------------|-------|------|------|-----|----|-----|--------|
| 681015900GU | 15    | 38   | 16   | 46  | 5* | 200 | 7,10   |
| 681018900GU | 18    | 40   | 18   | 56  | 5* | 160 | 9,26   |
| 681022900GU | 22    | 49   | 26   | 87  | 5* | 100 | 11,61  |
| 681028900GU | 28    | 55   | 31   | 122 | 2* | 60  | 24,27  |
| 681035900GU | 35    | 61   | 35   | 169 | 2* | 40  | 48,42  |
| 681042900GU | 42    | 78   | 42   | 267 | 1* | 25  | 92,29  |
| 681054900GU | 54    | 95   | 54   | 401 | 1* | 18  | 124,70 |

[\*] unità minima di vendita / minimum selling quantity



## 681/901 GU

B 70 78

### CURVA 90° MF

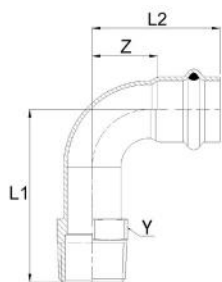
- 90° ELBOW MF
- BOGEN 90° IA
- COUDE MF 90°
- CURVA 90° HM

**MATERIAL:** Cu-DHP99,9 - CW024A

**O-RING:** HNBR giallo - yellow - Gelb - jaune - amarillo




| CODE        | De mm | L mm | H mm | Z mm | g   |    | €      |
|-------------|-------|------|------|------|-----|----|--------|
| 681015901GU | 15    | 38   | 40   | 16   | 41  | 5* | 6,62   |
| 681018901GU | 18    | 40   | 43   | 18   | 52  | 5* | 9,09   |
| 681022901GU | 22    | 49   | 48   | 26   | 79  | 5* | 11,84  |
| 681028901GU | 28    | 55   | 57   | 31   | 114 | 2* | 26,60  |
| 681035901GU | 35    | 61   | 66   | 35   | 164 | 2* | 47,78  |
| 681042901GU | 42    | 78   | 88   | 42   | 264 | 1* | 94,36  |
| 681054901GU | 54    | 95   | 108  | 54   | 400 | 1* | 126,20 |

[\*] unità minima di vendita / minimum selling quantity

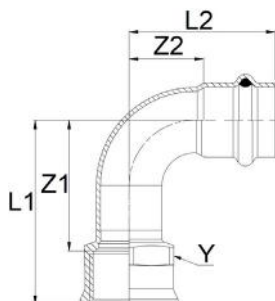
**697 GU****B 70 78****CURVA FILETTATA 90° FILETTO M**

- 90° ELBOW MALE BSP
- BOGEN 90° MIT AG
- COUDE 90° AVEC FILETAGE M
- CODO A 90° MH

**MATERIAL:** Cu-DHP99,9 - CW024A**O-RING:** HNBR giallo - yellow - Gelb - jaune - amarillo**THREAD:** EN 10226-1 (ex ISO 7/1)




| CODE        | De x R<br>mm x inch | L1<br>mm | L2<br>mm | Z<br>mm | Y<br>mm |  |  |  | €      |
|-------------|---------------------|----------|----------|---------|---------|---|---|---|--------|
| 697308015GU | 15 x 3/8"           | 47       | 38       | 16      | 19      | 55  | 5*  | 150   | 51,97  |
| 697102015GU | 15 x 1/2"           | 52       | 38       | 16      | 21,5    | 75  | 5*  | 150   | 34,94  |
| 697102018GU | 18 x 1/2"           | 55       | 40       | 18      | 21,5    | 83  | 5*  | 150   | 55,42  |
| 697304018GU | 18 x 3/4"           | 57       | 40       | 18      | 27      | 102   | 5*  | 100   | 54,19  |
| 697304022GU | 22 x 3/4"           | 66       | 49       | 26      | 27      | 125   | 5*  | 100   | 56,41  |
| 697100028GU | 28 x 1"             | 77       | 55       | 31      | 34      | 196   | 2*  | 50  | 84,37  |
| 697114035GU | 35 x 1 1/4"         | 91       | 61       | 35      | 43      | 301   | 2*  | 40  | 112,17 |
| 697112042GU | 42 x 1 1/2"         | 99       | 78       | 42      | 50      | 408   | 1*  | 30  | 153,11 |
| 697200054GU | 54 x 2"             | 116      | 95       | 54      | 65      | 650   | 1*  | 20  | 216,65 |

[\*] unità minima di vendita / minimum selling quantity

**698 GU****B 70 78****CURVA FILETTATA 90° FILETTO F**

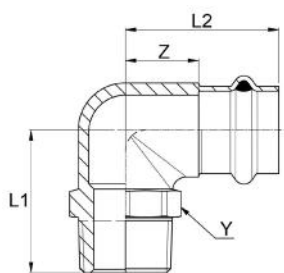
- 90° ELBOW FEMALE BSP
- BOGEN 90° MIT IG
- COUDE 90° AVEC FILETAGE F
- CODO A 90° HH

**MATERIAL:** Cu-DHP99,9 - CW024A**O-RING:** HNBR giallo - yellow - Gelb - jaune - amarillo**THREAD:** EN 10226-1 (ex ISO 7/1)

| CODE        | De x Rp<br>mm x inch | L1<br>mm | L2<br>mm | Z1<br>mm | Z2<br>mm | Y<br>mm |  |  |  | €      |
|-------------|----------------------|----------|----------|----------|----------|---------|---|---|---|--------|
| 698308015GU | 15 x 3/8"            | 44       | 38       | 32       | 16       | 21,5    | 62  | 5*  | 100   | 50,60  |
| 698102015GU | 15 x 1/2"            | 50       | 38       | 34       | 16       | 24      | 74  | 5*  | 100   | 21,57  |
| 698304015GU | 15 x 3/4"            | 51       | 38       | 34       | 16       | 30      | 96  | 5*  | 100   | 49,72  |
| 698102018GU | 18 x 1/2"            | 53       | 40       | 37       | 18       | 24      | 82  | 5*  | 100   | 48,41  |
| 698304018GU | 18 x 3/4"            | 54       | 40       | 37       | 18       | 30      | 103   | 5*  | 100   | 53,74  |
| 698102022GU | 22 x 1/2"            | 59       | 49       | 43       | 26       | 27      | 124   | 5*  | 100   | 57,85  |
| 698304022GU | 22 x 3/4"            | 63       | 49       | 46       | 26       | 30      | 130   | 5*  | 100   | 34,12  |
| 698100022GU | 22 x 1"              | 67       | 49       | 47       | 26       | 37,5    | 173   | 5*  | 50  | 54,19  |
| 698304028GU | 28 x 3/4"            | 67       | 55       | 50       | 31       | 34      | 184   | 2*  | 50  | 60,67  |
| 698100028GU | 28 x 1"              | 72       | 55       | 52       | 31       | 37,5    | 195   | 2*  | 50  | 62,18  |
| 698114035GU | 35 x 1 1/4"          | 88       | 61       | 66       | 35       | 46      | 288   | 2*  | 40  | 102,42 |
| 698112042GU | 42 x 1 1/2"          | 94       | 78       | 72       | 42       | 53      | 403   | 1*  | 20  | 132,09 |
| 698200054GU | 54 x 2"              | 110      | 95       | 74       | 54       | 65      | 588   | 1*  | 10  | 209,69 |

[\*] unità minima di vendita / minimum selling quantity

B 70 78



NEW

### 697/B GU

#### GOMITO MISTO 90° FILETTO M

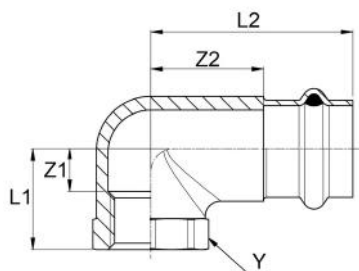
- ELBOW ADAPTER 90° WITH MALE THREAD
- ÜBERGANGSWINKEL 90° AG
- EQUERRE 90° AVEC FILETAGE M
- CODO MACHO

**MATERIAL:** CuZn21Si3P - CW724R  
**O-RING:** HNBR giallo - yellow - Gelb - jaune - amarillo  
**THREAD:** EN 10226-1 (ex ISO 7/1)

| CODE         | De x R<br>mm x inch | L1<br>mm | L2<br>mm | Z<br>mm | Y<br>mm | g    | kg | Box | €      |
|--------------|---------------------|----------|----------|---------|---------|------|----|-----|--------|
| 697102015BGU | 15 x 1/2"           | 35       | 39       | 17      | 24      | 106  | 5* | 150 | 33,19  |
| 697102018BGU | 18 x 1/2"           | 42       | 42       | 20      | 24      | 130  | 5* | 120 | 52,65  |
| 697304018BGU | 18 x 3/4"           | 41       | 46       | 24      | 30      | 163  | 5* | 100 | 51,48  |
| 697304022BGU | 22 x 3/4"           | 41       | 44       | 21      | 30      | 182  | 5* | 80  | 53,59  |
| 697100028BGU | 28 x 1"             | 58       | 58       | 34      | 36      | 378  | 2* | 50  | 80,15  |
| 697114035BGU | 35 x 1 1/4"         | 58       | 58       | 32      | 45      | 465  | 2* | 40  | 106,56 |
| 697112042BGU | 42 x 1 1/2"         | 65       | 65       | 29      | 50      | 582  | 1* | 24  | 145,45 |
| 697200054BGU | 54 x 2"             | 80       | 83       | 42      | 65      | 1173 | 1* | 16  | 205,82 |

[\*] unità minima di vendita / minimum selling quantity

B 70 78



NEW

### 698/B GU

#### GOMITO MISTO 90° FILETTO F

- ELBOW ADAPTER 90° WITH FEMALE THREAD
- ÜBERGANGSWINKEL 90° IG
- EQUERRE 90° AVEC FILETAGE F
- CODO HEMBRA

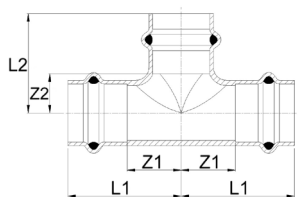
**MATERIAL:** CuZn21Si3P - CW724R  
**O-RING:** HNBR giallo - yellow - Gelb - jaune - amarillo  
**THREAD:** EN 10226-1 (ex ISO 7/1)

| CODE         | De x Rp<br>mm x inch | L1<br>mm | L2<br>mm | Z1<br>mm | Z2<br>mm | Y<br>mm | g    | kg | Box | €      |
|--------------|----------------------|----------|----------|----------|----------|---------|------|----|-----|--------|
| 698102015BGU | 15 x 1/2"            | 22       | 44       | 15       | 22       | 28      | 108  | 5* | 150 | 20,49  |
| 698304015BGU | 15 x 3/4"            | 25       | 50       | 18       | 28       | 34      | 149  | 5* | 100 | 47,24  |
| 698102018BGU | 18 x 1/2"            | 22       | 46       | 14       | 24       | 28      | 117  | 5* | 150 | 45,99  |
| 698304018BGU | 18 x 3/4"            | 24       | 50       | 18       | 28       | 34      | 154  | 5* | 100 | 51,06  |
| 698102022BGU | 22 x 1/2"            | 26       | 52       | 15       | 29       | 28      | 159  | 5* | 100 | 54,95  |
| 698304022BGU | 22 x 3/4"            | 27       | 52       | 18       | 29       | 34      | 187  | 5* | 100 | 32,41  |
| 698100022BGU | 22 x 1"              | 29       | 59       | 20       | 36       | 43      | 280  | 5* | 50  | 51,48  |
| 698100028BGU | 28 x 1"              | 33       | 59       | 20       | 35       | 43      | 321  | 2* | 50  | 59,07  |
| 698114035BGU | 35 x 1 1/4"          | 39       | 66       | 24       | 40       | 52      | 492  | 2* | 40  | 97,30  |
| 698112042BGU | 42 x 1 1/2"          | 43       | 77       | 24       | 41       | 57      | 596  | 1* | 30  | 125,48 |
| 698200054BGU | 54 x 2"              | 55       | 97       | 30       | 56       | 72      | 1192 | 1* | 16  | 199,21 |

[\*] unità minima di vendita / minimum selling quantity



B 70 78



## 682 GU

"T"

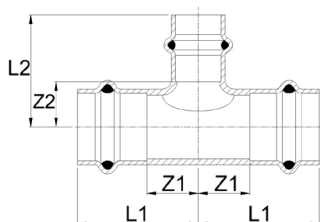
- EQUAL TEE
- T-STÜCK
- TÉ ÉGAL
- TE IGUAL HHH

MATERIAL: Cu-DHP99,9 - CW024A

O-RING: HNBR giallo - yellow - Gelb - jaune - amarillo

| CODE        | De mm | L1 mm | L2 mm | Z1 mm | Z2 mm | g   |    |     | €      |
|-------------|-------|-------|-------|-------|-------|-----|----|-----|--------|
| 682015000GU | 15    | 40    | 33    | 18    | 11    | 81  | 5* | 100 | 10,60  |
| 682018000GU | 18    | 42    | 35    | 20    | 13    | 99  | 5* | 100 | 14,42  |
| 682022000GU | 22    | 44    | 38    | 21    | 15    | 131 | 5* | 80  | 18,56  |
| 682028000GU | 28    | 48    | 43    | 24    | 19    | 180 | 2* | 60  | 33,56  |
| 682035000GU | 35    | 52    | 48    | 26    | 22    | 240 | 2* | 30  | 56,78  |
| 682042000GU | 42    | 65    | 65    | 29    | 29    | 376 | 1* | 20  | 110,26 |
| 682054000GU | 54    | 75    | 75    | 34    | 34    | 579 | 1* | 16  | 136,32 |

[\*] unità minima di vendita / minimum selling quantity



## 692 GU

"T" RIDOTTO

- REDUCING TEE
- T-STÜCK MIT REDUZIERTEM ABGANG
- TÉ RÉDUIT
- TE REDUCIDA HHH

MATERIAL: Cu-DHP99,9 - CW024A

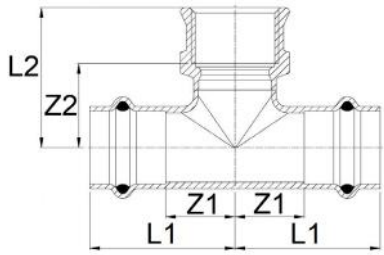
O-RING: HNBR giallo - yellow - Gelb - jaune - amarillo

B 70 78

| CODE        | De mm        | L1 mm | L2 mm | Z1 mm | Z2 mm | g   |    |     | €      |
|-------------|--------------|-------|-------|-------|-------|-----|----|-----|--------|
| 692018015GU | 18 x 15 x 18 | 40    | 35    | 18    | 13    | 92  | 5* | 100 | 13,10  |
| 692022015GU | 22 x 15 x 22 | 40    | 37    | 17    | 15    | 112 | 5* | 80  | 15,68  |
| 692022018GU | 22 x 18 x 22 | 42    | 37    | 19    | 15    | 119 | 5* | 80  | 20,04  |
| 692028015GU | 28 x 15 x 28 | 40    | 44    | 16    | 22    | 140 | 2* | 50  | 38,20  |
| 692028018GU | 28 x 18 x 28 | 42    | 44    | 18    | 22    | 149 | 2* | 50  | 52,83  |
| 692028022GU | 28 x 22 x 28 | 44    | 42    | 20    | 19    | 159 | 2* | 50  | 38,12  |
| 692035015GU | 35 x 15 x 35 | 44    | 48    | 18    | 26    | 185 | 2* | 30  | 56,22  |
| 692035018GU | 35 x 18 x 35 | 44    | 48    | 18    | 26    | 188 | 2* | 30  | 59,51  |
| 692035022GU | 35 x 22 x 35 | 46    | 49    | 20    | 26    | 202 | 2* | 30  | 51,61  |
| 692035028GU | 35 x 28 x 35 | 48    | 46    | 22    | 22    | 213 | 2* | 30  | 54,35  |
| 692042022GU | 42 x 22 x 42 | 53    | 55    | 17    | 32    | 270 | 1* | 20  | 98,60  |
| 692042028GU | 42 x 28 x 42 | 55    | 56    | 19    | 32    | 287 | 1* | 20  | 100,08 |
| 692042035GU | 42 x 35 x 42 | 58    | 55    | 22    | 29    | 310 | 1* | 20  | 103,65 |
| 692054022GU | 54 x 22 x 54 | 60    | 61    | 19    | 38    | 368 | 1* | 12  | 154,74 |
| 692054028GU | 54 x 28 x 54 | 62    | 62    | 21    | 38    | 387 | 1* | 12  | 159,54 |
| 692054035GU | 54 x 35 x 54 | 66    | 64    | 25    | 38    | 423 | 1* | 12  | 165,57 |
| 692054042GU | 54 x 42 x 54 | 69    | 71    | 28    | 35    | 509 | 1* | 12  | 123,90 |

[\*] unità minima di vendita / minimum selling quantity

B 70 78



## 689 GU




### "T" CON DERIVAZIONE FILETTO F

- BRANCH TEE FEMALE BSP OUTLET
- T-STÜCK MIT ABGANG IG
- TÉ MIXTE AVEC FILETAGE F
- TE HEMBRA ROSCADA

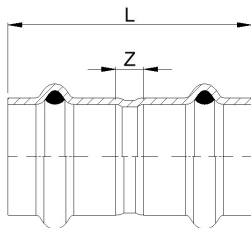
**MATERIAL:** Cu-DHP99,9 - CW024A

**O-RING:** HNBR giallo - yellow - Gelb - jaune - amarillo

**THREAD:** EN 10226-1 (ex ISO 7/1)

| CODE        | De x Rp x De<br>mm x inch x<br>mm | L1<br>mm | L2<br>mm | Z1<br>mm | Z2<br>mm |  |  |  | €      |
|-------------|-----------------------------------|----------|----------|----------|----------|--|---|---|--------|
| 689102015GU | 15 x 1/2" x 15                    | 40       | 39       | 18       | 23       | 105  | 5*  | 100   | 34,90  |
| 689102018GU | 18 x 1/2" x 18                    | 40       | 40,5     | 18       | 24,5     | 116  | 5*  | 100   | 60,63  |
| 689102022GU | 22 x 1/2" x 22                    | 44       | 39,5     | 21       | 23,5     | 161  | 5*  | 100   | 48,94  |
| 689304022GU | 22 x 3/4" x 22                    | 44       | 43,5     | 21       | 26,5     | 169  | 5*  | 50  | 70,18  |
| 689102028GU | 28 x 1/2" x 28                    | 44       | 42,5     | 20       | 26,5     | 188  | 2*  | 50  | 61,36  |
| 689304028GU | 28 x 3/4" x 28                    | 44       | 46,5     | 20       | 29,5     | 196  | 2*  | 50  | 79,42  |
| 689100028GU | 28 x 1" x 28                      | 48       | 50       | 24       | 30       | 245  | 2*  | 50  | 82,67  |
| 689102035GU | 35 x 1/2" x 35                    | 46       | 47       | 20       | 31       | 229  | 2*  | 50  | 85,50  |
| 689102042GU | 42 x 1/2" x 42                    | 53       | 51       | 17       | 35       | 295  | 1*  | 20  | 103,71 |
| 689102054GU | 54 x 1/2" x 54                    | 60       | 58       | 19       | 42       | 392  | 1*  | 14  | 123,59 |

[\*] unità minima di vendita / minimum selling quantity



## 683/000 GU




### MANICOTTO

- COUPLING
- MUFFE
- MANCHON
- MANGUITO HH

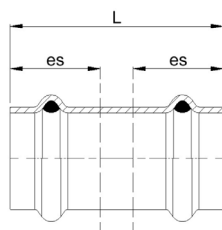
**MATERIAL:** Cu-DHP99,9 - CW024A

**O-RING:** HNBR giallo - yellow - Gelb - jaune - amarillo

B 70 78




| CODE        | De<br>mm | L<br>mm | Z<br>mm |  |  |  | €     |
|-------------|----------|---------|---------|---|---|---|-------|
| 683015000GU | 15       | 49      | 5       | 36  | 5*  | 200   | 6,62  |
| 683018000GU | 18       | 49,5    | 5,5     | 42  | 5*  | 200   | 8,44  |
| 683022000GU | 22       | 52      | 6       | 57  | 5*  | 200   | 9,95  |
| 683028000GU | 28       | 55      | 7       | 76  | 2*  | 100   | 19,12 |
| 683035000GU | 35       | 59      | 7       | 102   | 2*  | 50  | 23,74 |
| 683042000GU | 42       | 80      | 8       | 170   | 1*  | 40  | 44,64 |
| 683054000GU | 54       | 90      | 8       | 236   | 1*  | 24  | 56,11 |

[\*] unità minima di vendita / minimum selling quantity

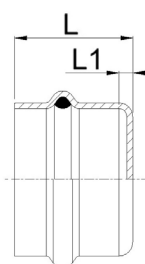
**683/001 GU****B 70 78****MANICOTTO PASSANTE**

- SLIP COUPLING
- SCHIEBEMUFFE
- MANCHON LONG
- MANGUITO SIN TOPE

**MATERIAL:** Cu-DHP99,9 - CW024A**O-RING:** HNBR giallo - yellow - Gelb - jaune - amarillo




| CODE        | De mm | L mm | es mm |  |  |  | €     |
|-------------|-------|------|-------|---|---|---|-------|
| 683015001GU | 15    | 49   | 22    | 36  | 5*  | 200   | 7,22  |
| 683018001GU | 18    | 49,5 | 22    | 42  | 5*  | 200   | 8,57  |
| 683022001GU | 22    | 52   | 23    | 57  | 5*  | 200   | 10,07 |
| 683028001GU | 28    | 55   | 24    | 76  | 2*  | 80  | 18,56 |
| 683035001GU | 35    | 59   | 26    | 102   | 2*  | 50  | 24,18 |
| 683042001GU | 42    | 80   | 36    | 170   | 1*  | 40  | 43,95 |
| 683054001GU | 54    | 90   | 41    | 236   | 1*  | 20  | 56,78 |

[\*] unità minima di vendita / minimum selling quantity

**683/003 GU****B 70 78****TAPPO DI CHIUSURA**

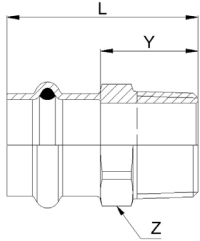
- STOP END
- VERSCHLUSSKAPPE
- BOUCHON D'OBTURATION
- TAPÓN

**MATERIAL:** Cu-DHP99,9 - CW024A**O-RING:** HNBR giallo - yellow - Gelb - jaune - amarillo

| CODE        | De mm | L mm | L1 mm |  |  |  | €     |
|-------------|-------|------|-------|---|---|---|-------|
| 683015003GU | 15    | 25,5 | 3,5   | 20  | 5*  | 500   | 13,88 |
| 683018003GU | 18    | 25,5 | 3,5   | 23  | 5*  | 300   | 18,26 |
| 683022003GU | 22    | 26,5 | 3,5   | 33  | 5*  | 200   | 23,97 |
| 683028003GU | 28    | 27,5 | 3,5   | 45  | 2*  | 150   | 37,08 |
| 683035003GU | 35    | 30   | 4     | 62  | 2*  | 100   | 40,44 |
| 683042003GU | 42    | 40   | 4     | 101   | 1*  | 80  | 62,42 |
| 683054003GU | 54    | 46   | 5     | 145   | 1*  | 40  | 76,17 |

[\*] unità minima di vendita / minimum selling quantity

B 70 78



## 687 GU




### MANICOTTO MISTO FILETTO M

- MALE ADAPTER
- ÜBERGANGSSTÜCK MIT AG
- RACCORD AVEC FILETAGE MALE
- UNIÓN MACHO

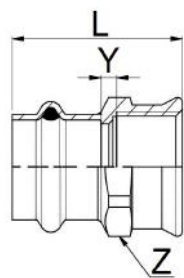
**MATERIAL:** Cu-DHP99,9 - CW024A

**O-RING:** HNBR giallo - yellow - Gelb - jaune - amarillo

**THREAD:** EN 10226-1 (ex ISO 7/1)

| CODE        | De x R<br>mm x inch | L<br>mm | Z<br>mm | Y<br>mm |  g |  |  | €      |
|-------------|---------------------|---------|---------|---------|---|---|---|--------|
| 687308015GU | 15 x 3/8"           | 40      | 19      | 18      | 37  | 5*  | 300   | 12,02  |
| 687102015GU | 15 x 1/2"           | 44      | 22      | 22      | 54  | 5*  | 300   | 7,79   |
| 687304015GU | 15 x 3/4"           | 46      | 27      | 24      | 70  | 5*  | 200   | 15,94  |
| 687102018GU | 18 x 1/2"           | 44      | 22      | 22      | 57  | 5*  | 300   | 9,94   |
| 687304018GU | 18 x 3/4"           | 46      | 27      | 24      | 72  | 5*  | 200   | 11,37  |
| 687102022GU | 22 x 1/2"           | 45      | 27      | 22      | 79  | 5*  | 200   | 16,38  |
| 687304022GU | 22 x 3/4"           | 47      | 27      | 24      | 77  | 5*  | 200   | 14,73  |
| 687100022GU | 22 x 1"             | 52      | 34      | 29      | 126   | 5*  | 100   | 19,79  |
| 687304028GU | 28 x 3/4"           | 48      | 34      | 24      | 107   | 2*  | 100   | 44,96  |
| 687100028GU | 28 x 1"             | 53      | 34      | 29      | 127   | 2*  | 100   | 27,49  |
| 687114028GU | 28 x 1 1/4"         | 55      | 43      | 31      | 187   | 2*  | 60  | 56,64  |
| 687100035GU | 35 x 1"             | 56      | 40      | 29      | 162   | 2*  | 100   | 62,63  |
| 687114035GU | 35 x 1 1/4"         | 57      | 43      | 31      | 188   | 2*  | 50  | 60,06  |
| 687112035GU | 35 x 1 1/2"         | 57      | 49      | 31      | 233   | 2*  | 50  | 65,01  |
| 687114042GU | 42 x 1 1/4"         | 67      | 49      | 31      | 256   | 1*  | 40  | 81,68  |
| 687112042GU | 42 x 1 1/2"         | 68      | 49      | 32      | 252   | 1*  | 40  | 84,18  |
| 687112054GU | 54 x 1 1/2"         | 73      | 61      | 32      | 370   | 1*  | 32  | 141,93 |
| 687200054GU | 54 x 2"             | 78      | 61      | 37      | 372   | 1*  | 32  | 162,35 |

[\*] unità minima di vendita / minimum selling quantity

**690 GU****B 70 78****MANICOTTO MISTO FILETTO F**

- FEMALE ADAPTER
- ÜBERGANGSSTÜCK MIT IG
- RACCORD AVEC FILETAGE FEMELLE
- UNIÓN HEMBRA

**MATERIAL:** Cu-DHP99,9 - CW024A**O-RING:** HNBR giallo - yellow - Gelb - jaune - amarillo**THREAD:** EN 10226-1 (ex ISO 7/1)

| CODE        | De x Rp<br>mm x inch | L<br>mm | Z<br>mm | Y<br>mm | g   |    |     | €      |
|-------------|----------------------|---------|---------|---------|-----|----|-----|--------|
| 690308015GU | 15 x 3/8"            | 36      | 21,5    | 2       | 41  | 5* | 240 | 10,49  |
| 690102015GU | 15 x 1/2"            | 43      | 24      | 5       | 53  | 5* | 240 | 9,68   |
| 690304015GU | 15 x 3/4"            | 43      | 30      | 4       | 76  | 5* | 240 | 19,99  |
| 690102018GU | 18 x 1/2"            | 42,5    | 24      | 4,5     | 56  | 5* | 240 | 13,53  |
| 690304018GU | 18 x 3/4"            | 43      | 30      | 4       | 76  | 5* | 200 | 26,38  |
| 690102022GU | 22 x 1/2"            | 43      | 26,5    | 4       | 82  | 5* | 200 | 14,89  |
| 690304022GU | 22 x 3/4"            | 44      | 30      | 4       | 80  | 5* | 150 | 16,26  |
| 690100022GU | 22 x 1"              | 47      | 37,5    | 4       | 121 | 5* | 100 | 24,21  |
| 690102028GU | 28 x 1/2"            | 42      | 34      | 2       | 137 | 2* | 100 | 47,75  |
| 690304028GU | 28 x 3/4"            | 43      | 34      | 2,5     | 115 | 2* | 100 | 52,78  |
| 690100028GU | 28 x 1"              | 47      | 37,5    | 3       | 121 | 2* | 100 | 29,78  |
| 690114028GU | 28 x 1"1/4           | 54      | 46      | 8       | 181 | 2* | 100 | 54,67  |
| 690304035GU | 35 x 3/4"            | 45      | 40      | 2       | 182 | 2* | 80  | 63,29  |
| 690100035GU | 35 x 1"              | 48      | 40      | 1,5     | 159 | 2* | 80  | 66,75  |
| 690114035GU | 35 x 1"1/4           | 55      | 46      | 7       | 183 | 2* | 50  | 65,94  |
| 690114042GU | 42 x 1"1/4           | 60      | 49      | 4       | 237 | 1* | 40  | 93,19  |
| 690112042GU | 42 x 1"1/2           | 64      | 53      | 6       | 251 | 1* | 40  | 95,61  |
| 690200054GU | 54 x 2"              | 73      | 65      | 6       | 359 | 1* | 20  | 166,56 |


[\*] unità minima di vendita / minimum selling quantity

# Be different Be **UNIKO**®

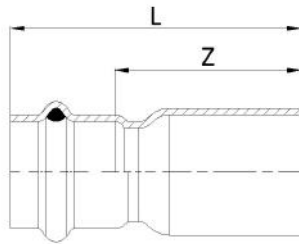
inoxPRES **UNIKO**®

AESPRES **UNIKO**®

AESPRES **UNIKO**® **GAS**






**M & V PROFILE  
COMPATIBLE**

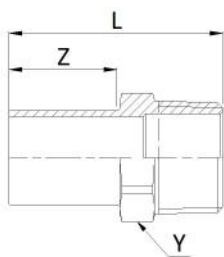
**691 GU****B 70 78****RIDUZIONE MF**

- REDUCER MF
- REDUZIERSTÜCK A/I
- REDUCTION MF
- REDUCCIÓN MH

**MATERIAL:** Cu-DHP99,9 - CW024A**O-RING:** HNBR giallo - yellow - Gelb - jaune - amarillo

| CODE               | De<br>mm | L<br>mm | Z<br>mm |  |  |  | €            |
|--------------------|----------|---------|---------|---|---|---|--------------|
| <b>691018015GU</b> | 18 x 15  | 56      | 34      | 37  | 5*  | 200   | <b>5,98</b>  |
| <b>691022015GU</b> | 22 x 15  | 60      | 38      | 44  | 5*  | 200   | <b>7,10</b>  |
| <b>691022018GU</b> | 22 x 18  | 58      | 36      | 46  | 5*  | 200   | <b>7,45</b>  |
| <b>691028015GU</b> | 28 x 15  | 67      | 45      | 57  | 2*  | 150   | <b>17,99</b> |
| <b>691028018GU</b> | 28 x 18  | 65      | 43      | 59  | 2*  | 150   | <b>18,41</b> |
| <b>691028022GU</b> | 28 x 22  | 64      | 41      | 68  | 2*  | 150   | <b>18,92</b> |
| <b>691035022GU</b> | 35 x 22  | 71      | 48      | 86  | 2*  | 100   | <b>22,37</b> |
| <b>691035028GU</b> | 35 x 28  | 68      | 44      | 91  | 2*  | 80  | <b>24,42</b> |
| <b>691042022GU</b> | 42 x 22  | 89      | 66      | 126   | 1*  | 80  | <b>38,20</b> |
| <b>691042028GU</b> | 42 x 28  | 87      | 63      | 132   | 1*  | 80  | <b>37,23</b> |
| <b>691042035GU</b> | 42 x 35  | 85      | 59      | 143   | 1*  | 40  | <b>36,32</b> |
| <b>691054035GU</b> | 54 x 35  | 97      | 71      | 194   | 1*  | 40  | <b>50,75</b> |
| <b>691054042GU</b> | 54 x 42  | 104     | 68      | 222   | 1*  | 32  | <b>48,56</b> |

[\*] unità minima di vendita / minimum selling quantity



## 669/M U

B 70 77

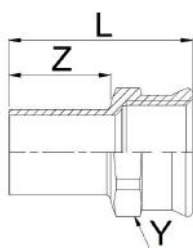
### MANICOTTO CON INSERIMENTO FILETTO M

- MALE REDUCTION SOCKET
- ÜBERGANG AUSSERGEWINDE MIT EINSCHUBENDE
- MANCHON DE RÉDUCTION FILETÉ
- ADAPTADOR MACHO

**MATERIAL:** Cu-DHP99,9 - CW024A  
**THREAD:** EN 10226-1 [ex ISO 7/1]

| CODE       | De x R<br>mm x inch | L<br>mm | Z<br>mm | Y<br>mm | g   |     |     | €      |
|------------|---------------------|---------|---------|---------|-----|-----|-----|--------|
| 669102115U | 15 x 1/2"           | 47      | 25      | 22      | 51  | 10* | 300 | 25,57  |
| 669102118U | 18 x 1/2"           | 47      | 25      | 22      | 53  | 10* | 300 | 26,60  |
| 669304118U | 18 x 3/4"           | 49      | 25      | 27      | 71  | 10* | 200 | 28,43  |
| 669102122U | 22 x 1/2"           | 48      | 26      | 24      | 63  | 10* | 200 | 41,04  |
| 669304122U | 22 x 3/4"           | 50      | 26      | 27      | 72  | 10* | 200 | 42,93  |
| 669304128U | 28 x 3/4"           | 53      | 29      | 30      | 83  | 5*  | 150 | 62,22  |
| 669100128U | 28 x 1"             | 58      | 29      | 34      | 121 | 5*  | 100 | 64,81  |
| 669114135U | 35 x 1 1/4"         | 62      | 31      | 43      | 188 | 5*  | 40  | 83,08  |
| 669112142U | 42 x 1 1/2"         | 78      | 46      | 50      | 255 | 2*  | 40  | 123,92 |
| 669200154U | 54 x 2"             | 88      | 51      | 65      | 414 | 2*  | 20  | 131,93 |

[\*] unità minima di vendita / minimum selling quantity



## 669/F U

B 70 77

### MANICOTTO CON INSERIMENTO FILETTO F

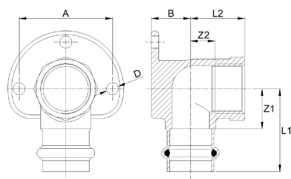
- FEMALE REDUCTION SOCKET
- ÜBERGANG INNENGEWINDE MIT EINSCHUBENDE
- MANCHON DE RÉDUCTION AVEC TARAUDAGE
- ADAPTADOR HEMBRA

**MATERIAL:** Cu-DHP99,9 - CW024A  
**THREAD:** EN 10226-1 [ex ISO 7/1]

| CODE       | De x Rp<br>mm x inch | L<br>mm | Z<br>mm | Y<br>mm | g   |     |     | €      |
|------------|----------------------|---------|---------|---------|-----|-----|-----|--------|
| 669308015U | 15 x 3/8"            | 40      | 25      | 21,5    | 40  | 10* | 300 | 28,33  |
| 669102015U | 15 x 1/2"            | 46      | 25      | 24      | 51  | 10* | 300 | 28,43  |
| 669102018U | 18 x 1/2"            | 46      | 25      | 24      | 55  | 10* | 200 | 29,10  |
| 669304018U | 18 x 3/4"            | 46      | 25      | 30      | 72  | 10* | 200 | 28,94  |
| 669102022U | 22 x 1/2"            | 47      | 26      | 27      | 80  | 10* | 200 | 36,44  |
| 669304022U | 22 x 3/4"            | 47      | 26      | 30      | 77  | 10* | 200 | 42,02  |
| 669304028U | 28 x 3/4"            | 47      | 29      | 34      | 107 | 5*  | 150 | 63,44  |
| 669100028U | 28 x 1"              | 53      | 29      | 37,5    | 116 | 5*  | 100 | 64,46  |
| 669114035U | 35 x 1 1/4"          | 60      | 31      | 46      | 183 | 5*  | 50  | 112,35 |
| 669112042U | 42 x 1 1/2"          | 74      | 46      | 53      | 253 | 2*  | 40  | 125,54 |
| 669200054U | 54 x 2"              | 83      | 51      | 65      | 367 | 2*  | 10  | 212,38 |

[\*] unità minima di vendita / minimum selling quantity



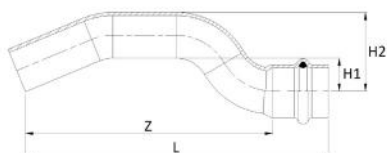
**685/000 GU****B 70 78****GOMITO MISTO 90° FF**

- WALL PLATE ELBOW 90° WITH FEMALE THREAD
- DECKENWINKEL 90° IG
- EQUERRE 90° FF
- CODO PLACA HH

**MATERIAL:** CuZn21Si3P - CW724R**O-RING:** HNBR giallo - yellow - Gelb - jaune - amarillo**THREAD:** EN 10226-1 (ex ISO 7/1)

| CODE        | De x Rp<br>mm x inch | L1<br>mm | L2<br>mm | Z1<br>mm | Z2<br>mm | A<br>mm | B<br>mm | D<br>mm |     |    |     | €     |
|-------------|----------------------|----------|----------|----------|----------|---------|---------|---------|-----|----|-----|-------|
| 685102015GU | 15 x 1/2"            | 43,5     | 22,5     | 21,5     | 6,5      | 40      | 14      | 6,5     | 181 | 5* | 100 | 21,57 |
| 685102018GU | 18 x 1/2"            | 43,5     | 24       | 21,5     | 8        | 40      | 15      | 6,5     | 192 | 5* | 100 | 48,41 |
| 685304022GU | 22 x 3/4"            | 44,5     | 29       | 21,5     | 13       | 50      | 20      | 6,5     | 246 | 5* | 50  | 34,12 |

(\*) unità minima di vendita / minimum selling quantity

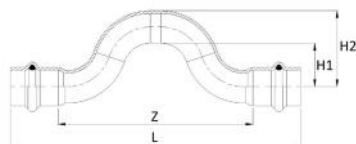
**679/001 GU****B 70 78****"S" DI SCAVALCAMENTO MF**

- PIPE BRIDGE MF
- SPRUNGBOGEN A/I
- "S" DE CHEVAUCHEMENT MF
- "S" DE SUPERPOSICIÓN MH

**MATERIAL:** Cu-DHP99,9 - CW024A**O-RING:** HNBR giallo - yellow - Gelb - jaune - amarillo

| CODE        | De<br>mm | L<br>mm | Z<br>mm | H1<br>mm | H2<br>mm |     |    |     | €     |
|-------------|----------|---------|---------|----------|----------|-----|----|-----|-------|
| 679015001GU | 15       | 115     | 93      | 12       | 27       | 70  | 5* | 100 | 16,65 |
| 679018001GU | 18       | 120     | 98      | 13       | 31       | 87  | 5* | 100 | 24,83 |
| 679022001GU | 22       | 141     | 118     | 17       | 39       | 136 | 5* | 50  | 31,90 |

(\*) unità minima di vendita / minimum selling quantity

**679/002 GU****B 70 78****"S" DI SCAVALCAMENTO FF**

- PIPE BRIDGE FF
- SPRUNGBOGEN I/I
- "S" DE CHEVAUCHEMENT FF
- "S" DE SUPERPOSICIÓN HH

**MATERIAL:** Cu-DHP99,9 - CW024A**O-RING:** HNBR giallo - yellow - Gelb - jaune - amarillo

| CODE        | De<br>mm | L<br>mm | Z<br>mm | H1<br>mm | H2<br>mm |     |    |     | €     |
|-------------|----------|---------|---------|----------|----------|-----|----|-----|-------|
| 679015002GU | 15       | 134     | 90      | 20       | 35       | 91  | 5* | 100 | 43,59 |
| 679018002GU | 18       | 144     | 100     | 20       | 38       | 115 | 5* | 100 | 47,07 |
| 679022002GU | 22       | 161     | 115     | 23       | 45       | 163 | 5* | 50  | 54,35 |

(\*) unità minima di vendita / minimum selling quantity

B 70 78

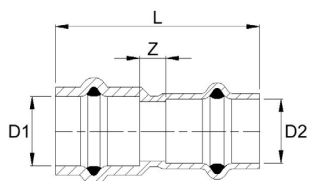
## 683/000A GU

### MANICOTTO ADATTATORE

- COUPLING ADAPTER
- MUFFE ADAPTER
- MANCHON ADAPTATEUR
- MANGUITO HH ADAPTADOR

**MATERIAL:** Cu-DHP99,9 - CW024A

**O-RING:** HNBR giallo - yellow - Gelb - jaune - amarillo



| CODE            | De mm   | D1 mm | D2 mm | L mm | Z mm |    |    | €   |       |
|-----------------|---------|-------|-------|------|------|----|----|-----|-------|
| 683015014GU (1) | 15 x 14 | 15    | 14    | 52   | 6,5  | 53 | 5* | 250 | 17,10 |
| 683015016GU (2) | 15 x 16 | 15    | 16    | 52   | 6,5  | 61 | 5* | 250 | 18,65 |
| 683018016GU (2) | 18 x 16 | 18    | 16    | 53   | 7,5  | 72 | 5* | 250 | 18,65 |

[\*] unità minima di vendita / minimum selling quantity

(1) La connessione DN 14 mm deve essere pressata con ganaschia da 15 mm; Press connection DN 14 mm should be carried out with a size 15 mm press jaw; Die Pressverbindung DN 14 soll mit einer 15 mm Pressbacke verpresst werden; Le sertissage en DN 14 mm doit être réalisé avec une mâchoire à sertir de 15 mm; La conexión a prensar DN 14 mm debe realizarse con una mordaza de 15 mm.

(2) La connessione DN 16 mm deve essere pressata con ganaschia da 18 mm; Press connection DN 16 mm should be carried out with a size 18 mm press jaw; Die Pressverbindung DN 16 soll mit einer 18 mm Pressbacke verpresst werden; Le sertissage en DN 16 mm doit être réalisé avec une mâchoire à sertir de 18 mm; La conexión a prensar DN 16 mm debe realizarse con una mordaza de 18 mm.

B 70 78

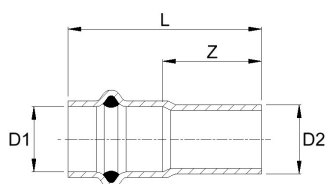
## 669/FA GU

### MANICOTTO CON INSERIMENTO - ADATTATORE

- REDUCTION SOCKET - ADAPTER
- ÜBERGANG MIT EINSCHUBENDE - ADAPTER
- MANCHON DE RÉDUCTION - ADAPTATEUR
- MANGUITO ADAPTADOR HEMBRA

**MATERIAL:** Cu-DHP99,9 - CW024A

**O-RING:** HNBR giallo - yellow - Gelb - jaune - amarillo



| CODE            | De mm   | D1 mm | D2 mm | L mm | Z mm |    |    | €   |       |
|-----------------|---------|-------|-------|------|------|----|----|-----|-------|
| 669014015GU (1) | 14 x 15 | 14    | 15    | 52   | 28,5 | 48 | 5* | 250 | 12,31 |
| 669016015GU (2) | 16 x 15 | 16    | 15    | 53   | 29,5 | 63 | 5* | 250 | 13,97 |
| 669016018GU (2) | 16 x 18 | 16    | 18    | 53   | 29,5 | 64 | 5* | 250 | 17,23 |

[\*] unità minima di vendita / minimum selling quantity

(1) La connessione DN 14 mm deve essere pressata con ganaschia da 15 mm; Press connection DN 14 mm should be carried out with a size 15 mm press jaw; Die Pressverbindung DN 14 soll mit einer 15 mm Pressbacke verpresst werden; Le sertissage en DN 14 mm doit être réalisé avec une mâchoire à sertir de 15 mm; La conexión a prensar DN 14 mm debe realizarse con una mordaza de 15 mm.

(2) La connessione DN 16 mm deve essere pressata con ganaschia da 18 mm; Press connection DN 16 mm should be carried out with a size 18 mm press jaw; Die Pressverbindung DN 16 soll mit einer 18 mm Pressbacke verpresst werden; Le sertissage en DN 16 mm doit être réalisé avec une mâchoire à sertir de 18 mm; La conexión a prensar DN 16 mm debe realizarse con una mordaza de 18 mm.



## Novopress EFP 2 - EFP/AFP 201 - EFP/AFP 202 ECO/ACO 202 - ECO/ACO 203 - ACO 203XL

B 50 51

### GANASCIA PER PRESSATRICE

- JAW
- PRESSBACKE
- MACHOIRE
- MORDAZA PINZA

| CODE       | De mm | kg  | kg | €      |
|------------|-------|-----|----|--------|
| 19601200NU | 12    | 1,9 | 1  | 492,04 |
| 19601500NU | 15    | 1,9 | 1  | 492,04 |
| 19601800NU | 18    | 1,9 | 1  | 492,04 |
| 19602200NU | 22    | 2   | 1  | 492,04 |
| 19602800NU | 28    | 2   | 1  | 492,04 |
| 19603500NU | 35    | 2   | 1  | 492,04 |



## Novopress EFP 2 - EFP/AFP 201 - EFP/AFP 202 ECO/ACO 202 - ECO/ACO 203 - ACO 203XL

B 50 51

### VALIGIA PER GANASCE Ø 15÷35

- CASE FOR JAWS Ø 15÷35
- LEER KOFFER FÜR PRESSBACKEN Ø 15÷35
- COFFRET POUR MACHOIRES Ø 15÷35
- CAJA PARA MORZADAS Ø 15÷35

| CODE         | De mm   | kg   | kg | €       |
|--------------|---------|------|----|---------|
| 196015035NU  | 15 - 35 | 12,6 | 1  | 2628,25 |
| 196015035NV* | 15 - 35 | 2,8  | 1  | 312,64  |



## Novopress EFP 2 - EFP/AFP 201-202 ECO/ACO 202-203 - ACO 203XL - ECO301

B 50 51

### CATENA PER PRESSATRICE

- PRESSING COLLAR
- PRESSSCHLINGE
- CHAÎNE
- MORDAZA CADENA

| CODE       | De mm | kg  | kg | €       |
|------------|-------|-----|----|---------|
| 19604200NU | 42    | 1,6 | 1  | 2651,89 |
| 19605400NU | 54    | 2,6 | 1  | 2750,75 |



## Novopress EFP 2 - EFP/AFP 201 - EFP/AFP 202 ECO/ACO 202 - ECO/ACO 203 - ACO 203XL

B 50 51

### ADATTATORE PER CATENE ZB203

- ADAPTER FOR COLLARS ZB203
- ZWISCHENBACKE FÜR PRESSSCHLINGEN ZB203
- ADAPTEUR POUR MACHOIRES ZB203
- ADAPTADOR PARA MORDAZAS ZB203

| CODE       | De mm   | kg  | kg | €      |
|------------|---------|-----|----|--------|
| 196042054N | 42 - 54 | 2,3 | 1  | 523,41 |



## Novopress EFP 2 - EFP/AFP 201 - EFP/AFP 202 ECO/ACO 202 - ECO/ACO 203 - ACO 203XL

B 50 51

### VALIGIA PER CATENE Ø 42÷54 + ADATTATORE ZB203

- CASE FOR PRESSING COLLARS Ø 42÷54 + ADAPTER ZB203
- LEER KOFFER FÜR PRESS SCHLINGEN Ø 42÷54 + ZWISCHENBACKE ZB203
- COFFRET POUR CHAÎNES Ø 42÷54 + ADAPTEUR ZB203
- CAJA PARA CADENA Ø 42÷54 + ADAPTADOR ZB203

| CODE         | De mm   | kg  | Box | €       |
|--------------|---------|-----|-----|---------|
| 196042054VNU | 42 - 54 | 8   | 1   | 5943,83 |
| 196042054V*  | 42 - 54 | 2,8 | 1   | 348,28  |

[\*] Valigia vuota - Empty case - Leer Koffer - Coffret vide - Caja vacía



## 274/3 (ø 15÷54 mm)

B 50 51

### MARCATORE UNIKO

- UNIKO MARKER
- UNIKO MARKIERLEHRE
- MARQUEUR UNIKO
- MARCATUBO UNIKO

| CODE      | De mm   | g  | Bag | Box | €    |
|-----------|---------|----|-----|-----|------|
| 274000003 | 15 - 54 | 26 | 1   | 50  | 1,79 |



## O-Ring EPDM - Uniko Profile

B 50 52

### NERO

- BLACK
- SCHWARZ
- NOIR
- NEGRO

**NOTE:** Impieghi / Application field / Einsatzgebiete / Champs d'application / Aplicaciones:  
 Idrosanitaria / riscaldamento / raffreddamento  
 Sanitary / Heating / Cooling  
 Sanitär / Heizung / Kühlung  
 Sanitaire / Chauffage / Circuits réfrigérants  
 Agua sanitaria / Calefacción / Circuito de refrigeración

### Material: EPDM

### Profilo Uniko - Uniko profile - Uniko Kontur - profil Uniko - perfil Uniko

| CODE      | De mm | g | Bag | €    |
|-----------|-------|---|-----|------|
| 11501525N | 15    | 1 | 20  | 0,29 |
| 11501825N | 18    | 1 | 20  | 0,34 |
| 11502230N | 22    | 1 | 20  | 0,45 |
| 11502830N | 28    | 2 | 20  | 0,49 |
| 11503530N | 35    | 2 | 20  | 0,62 |
| 11504250N | 42    | 5 | 20  | 0,80 |
| 11505430N | 54    | 6 | 20  | 0,86 |



## O-Ring HNBR - Uniko Profile



### GIALLO

- YELLOW
- GELB
- JAUNE
- AMARILLO

**NOTE:** Impieghi / Application field / Einsatzgebiete / Champs d'application /  
Aplicaciones:  
Gas / Gas / Gas / Gaz / Gas

### Material: HNBR

### Profilo Uniko - Uniko profile - Uniko Kontur - profil Uniko - perfil Uniko

| CODE       | De<br>mm |  |  | €    |
|------------|----------|---|---|------|
| 11501525GH | 15       | 1   | 20  | 0,41 |
| 11501825GH | 18       | 1   | 20  | 0,48 |
| 11502230GH | 22       | 1   | 20  | 0,63 |
| 11502830GH | 28       | 2   | 20  | 0,65 |
| 11503530GH | 35       | 2   | 20  | 0,91 |
| 11504242GH | 42       | 5   | 20  | 1,58 |
| 11505440GH | 54       | 6   | 20  | 1,68 |



## O-Ring FKM - Uniko Profile



### VERDE

- GREEN
- GRÜN
- VERT
- VERDE

**NOTE:** Impieghi / Application field / Einsatzgebiete / Champs d'application /  
Aplicaciones:  
Solare / Solar / Solar / Solaire / Solares  
Olio / Pil / Öl / Huile / Aceite

### Material: FKM

### Profilo Uniko - Uniko profile - Uniko Kontur - profil Uniko - perfil Uniko

| CODE      | De<br>mm |  |  | €    |
|-----------|----------|---|---|------|
| 11501525V | 15       | 1   | 20  | 0,64 |
| 11501825V | 18       | 1   | 20  | 0,64 |
| 11502230V | 22       | 1   | 20  | 0,93 |
| 11502830V | 28       | 2   | 20  | 1,04 |
| 11503530V | 35       | 2   | 20  | 1,45 |
| 11504250V | 42       | 5   | 20  | 2,09 |
| 11505440V | 54       | 6   | 20  | 2,52 |



**B 50 52**


## 115/EPDM

### GUARNIZIONE EPDM

- EPDM GASKET
- DICTUNG AUS EPDM
- JOINT EPDM
- JUNTA EN EPDM

**NOTE:** Impieghi / Application field / Einsatzgebiete / Champs d'application / Aplicaciones:  
 Idrosanitaria / riscaldamento / raffrescamento  
 Sanitary / Heating / Cooling  
 Sanitär / Heizung / Kühlung  
 Sanitaire / Chauffage / Circuits réfrigérants  
 Agua sanitaria / Calefacción / Circuito refrigeracion

| CODE       | De mm        | D1 mm | D2 mm | S mm |  |  | €    |
|------------|--------------|-------|-------|------|---|---|------|
| 115683102E | 15 - 18      | 18    | 10    | 2,5  | 1   | 20  | 2,10 |
| 115683304E | 15 - 18 - 22 | 24    | 14    | 2,5  | 1   | 20  | 2,10 |
| 115683100E | 18 - 22 - 28 | 30    | 20    | 2,5  | 1   | 20  | 2,10 |
| 115683114E | 28 - 35      | 39    | 27    | 2,5  | 2   | 20  | 2,30 |
| 115683112E | 35 - 42      | 44,5  | 30    | 2,5  | 3   | 20  | 2,47 |
| 115183112E | 35 - 42      | 44,5  | 34    | 2,5  | 3   | 20  | 2,47 |
| 115183051E | 28           | 47,5  | 37    | 2,5  | 3   | 20  | 2,47 |
| 115183134E | 42           | 50,5  | 40    | 2,5  | 3   | 20  | 3,18 |
| 115183200E | 42           | 56    | 42    | 2,5  | 4   | 20  | 3,18 |
| 115183540E | 54           | 65,5  | 53,5  | 3    | 4   | 20  | 4,05 |
| 115183242E | 42           | 66    | 56    | 2,5  | 4   | 20  | 4,05 |
| 115183054E | 54           | 71,5  | 53    | 3    | 5   | 20  | 4,05 |
| 115183254E | 54           | 79,5  | 69    | 2,5  | 5   | 20  | 4,05 |



**B 50 52**


## 115/FKM

### GUARNIZIONE FKM

- FKM GASKET
- DICTUNG AUS FKM
- JOINT FKM
- JUNTA EN FKM

**NOTE:** Impieghi / Application field / Einsatzgebiete / Champs d'application / Aplicaciones:  
 Solare / Solar / Solar / Solaire / Solares.

| CODE       | De mm        | D1 mm | D2 mm | S mm |  |  | €     |
|------------|--------------|-------|-------|------|---|---|-------|
| 115683102F | 15 - 18      | 18    | 10    | 3    | 1   | 20  | 2,65  |
| 115683304F | 15 - 18 - 22 | 24    | 14    | 3    | 1   | 20  | 2,65  |
| 115683100F | 18 - 22 - 28 | 30    | 20    | 3    | 1   | 20  | 3,11  |
| 115683114F | 28 - 35      | 39    | 27    | 3    | 2   | 20  | 4,81  |
| 115183112F | 35 - 42      | 44,5  | 34    | 3    | 3   | 20  | 5,49  |
| 115183051F | 28           | 47,5  | 37    | 3    | 3   | 20  | 5,97  |
| 115183134F | 42           | 50,5  | 40    | 3    | 4   | 20  | 5,97  |
| 115183200F | 42 - 54      | 56    | 42    | 3    | 4   | 20  | 9,67  |
| 115183540F | 54           | 65,5  | 53,5  | 3    | 4   | 20  | 9,67  |
| 115183242F | 42           | 66    | 56    | 3    | 4   | 20  | 15,05 |
| 115183054F | 54           | 71,5  | 53    | 3    | 5   | 20  | 15,05 |
| 115183254F | 54           | 79,5  | 69    | 3    | 5   | 20  | 17,91 |